

AS
MOTOR



GENERAL CATALOGUE 2026 EN INT

Valid from 01/10/2025, V1.2 www.as-motor.com

ALL TERRAIN MOWERS
MADE IN GERMANY

www.as-motor.com

THE HIGH GRASS MOWER MANUFACTURER

MARKET LEADER IN THE HIGH GRASS MOWER CATEGORY

Whether high grass, steep slopes or rough terrain – we produce mowers for the highest demands in landscape maintenance and for any terrain. And we have been doing so for 66 years. This experience makes us number 1 when it comes to mowing high grass on challenging terrain.

INNOVATION AND CUSTOMER FOCUS

We are constantly developing our models in close collaboration with our customers. We respond to user needs with new, innovative products. For example, with the new AS 990 TAHR RC track-driven rotary mower or the new AS 920 E-Sherpa with interchangeable battery system.

MADE IN GERMANY

AS-Motor high grass mowers are German quality workmanship. That's why we manufacture over 90 per cent of the parts for our 2-stroke engine ourselves. All other components are manufactured by regional producers according to our specifications. This is the only way we can meet our high quality requirements.

SUSTAINABILITY

Our equipment is known for its durability and reliability. For many devices, spare parts are available for up to 25 years. For you, this means that you can enjoy your equipment for a long time. Our vision is to conserve finite resources and the environment in the process.

INVENTOR'S SPIRIT

66 years ago, Alfred Schefenacker recognised the problem faced by many Swabian wine-growers: high grass on steep slopes. The Swabian inventor found a solution, developed the Allmäher® and founded AS-Motor. The company remains true to its values and accepts social responsibility.

LOYALTY TO OUR DEALERS

We maintain a cooperative relationship with our dealers and our service partners world-wide. A product demonstration at your AS-Motor dealer is the ideal way to experience our products. Your dealer will be happy to take the time for you!

Find your nearest AS-Motor dealer on our website.

TWO STRONG BRANDS UNDER ONE ROOF

More information about ARIENS|CO at www.ariensco.com

MARKET LEADER IN BRUSH CUTTERS

At our German production site in Bühlertann, we develop and produce specialised solutions for garden and landscape maintenance under the AS-Motor brand. The devices are made for extreme requirements – especially for high grass, on steep slopes or in rough terrain, the devices from AS-Motor always offer the right solution.

Further information at
www.as-motor.com



ARIENS|CO is a family-run multi-brand company in its 5th generation. The American umbrella brand ARIENS|CO offers an extensive product range in Europe with the two product brands AS-Motor and Ariens, from walk-behind mowers to zero-turn mowers and remote-controlled high grass mowers.

PROFESSIONAL IN LAWN CARE AND WINTER MAINTENANCE

Our Ariens brand products are manufactured at our production site in Brillion, Wisconsin. As one of the leading brands in this segment, Ariens offers professionals and private customers the best solution and the widest range in the area of snow clearing and lawn care. The brand's portfolio includes two-stage snow blowers and zero-turn rotary mowers in particular.

Further information at
www.ariens.eu/en



AS
MOTOR


ARIENS

AS-MOTOR PRODUCT LINE-UP

AS Mulching lawn mowers

Mulching mowers - the time-saving alternative! AS-Motor mulching lawn mowers shred the grass so finely that it is immediately returned to the lawn as an almost „invisible“ fertiliser. No more collecting and cost intensive disposal.

AS-MOTOR
ELECTRIC



	Page
AS 420 EProClip	21
AS 510 EProClip A	20
AS 420 ProClip 4T	23
AS 510 ProClip 4T A	23
AS 510 ProClip 2T ES A	22
AS 510 ProClip 4T A 2in1	22
AS 510 ProClip 2T ESA 2in1	22

AS Professional lawn mowers

There are all sorts of lawns: steep or flat, with short or long grass, and uneven terrain, which all make a difference. AS-Motor has a mower for every type of lawn. There are even models with all-wheel drive, reverse gear and brake.

AS-MOTOR
ELECTRIC



	Page
AS 531 EProCut B	26
AS 531 4T MK	27
AS 531 4T MK B	27
AS 531 2T ES MK B	27
AS 53 2T ES 4WD RB	27

AS Allmäher®

Allmäher® – the superlative high grass mower. An Allmäher® is made for use in tough conditions, tackling difficult areas with extremely dense growth, slopes and rough terrain whilst still manoeuvring effortlessly around obstacles and trees.

AS-MOTOR
ELECTRIC



	Page
AS 21 EAllmäher	30
AS 62 EAllmäher	33
AS 63 EAllmäher	32
AS 21 4T B&S	31
AS 21 4T Comfort	31
AS 21 2T ES	31
AS 26 2T ES	31
AS 62 4T B&S	35
AS 63 2T ES	34
AS 63 4T B&S	35
AS 65 4T B&S	36
AS 65 2T ES	36
AS 73 4T B&S	37

AS Flail mowers

Tall grass with brush, steep slopes, large areas in unknown territory – these mowers can handle it. AS Flail Mowers avoid foreign objects on the ground, while chopping and distributing the cut grass and scrub perfectly. This results in high output, less downtime and increased area throughput.



	Page
AS 701 SM	41
AS 901 SM	40

AS Drum mowers

AS Rotary Mowers cut high grass very close to the soil and place it in neat rows, as swaths. Collecting the cut grass is very simple and the hassle of raking is completely eliminated.



	Page
AS 585 EKM	43
AS 585 KM	43
AS 700 KM	43

AS Implement carrier and attachments

Changing maintenance tasks every day: insect-friendly mowing, sweeping up weeds, mulching tall grass and being prepared for winter service? The implement carrier from AS-Motor makes you flexible for the service provider's daily routine. Keep your machinery manageable and be ready for new jobs.



	Page
AS 600 MultiPro	46
ESM cutter bar	47
LOSI cutter bar	47
Flail mower deck	47
Sweeping brush	
Snow blade	
Belt rake	

AS Ride-on mowers

Require something stronger? Then the robust and versatile AS Ride-on Allmäher is just the thing! Whether for large areas, scrub, undergrowth or grass heights of up to 1.50 m, our ride-on mowers can handle it. If the terrain is steep, choose from our range of all-wheel drive models. Select one of eleven models that is right for your personal or professional use.



	Page
AS 920 ESherpa 2WD	56
AS 799 Rider	50
AS 800 FreeRider	51
AS 900 Enduro	52
AS 915 Sherpa 2WD	53
AS 920 Sherpa 2WD	55
AS 940 Sherpa 4WD	55
AS 940 Sherpa 4WD XL	54
AS 1040 YAK 4WD	59
AS 1040 YAK 4WD XL	58

AS Radio controlled mowers and steering assistance

Steep slope mowing is a challenge for man and machine. Modern RC technology makes this difficult work considerably easier and, above all, safer. The new AS 990 TAHR RC rotary mower offers unimaginable possibilities.



	Page
AS 990 TAHR RC	62
AS 1000 OVIS EVO RC	66
AS 1000 OVIS RC	68
AS 940 Sherpa 4WD RC	70
X-ACT TRACK	74








AS Weed brushes





Remove weeds in a mechanical way. The AS WeedHex removes growing weeds on cobblestone surfaces and by kerbs quickly and efficiently.










	Page
AS 30 EWeedHex	78
AS 30 WeedHex 140	79
AS 30 WeedHex 160	79
AS 50 EWeedHex	82
AS 50 WeedHex	82
AS 60 EWeedHex	80
AS 60 WeedHex	81





AS-MOTOR WORK RATE AND VEGETATION HEIGHT

PRODUCTS	MAXIMUM WORK RATE in m²/hour (V _{max} x working width)	MAXIMUM HEIGHT OF VEGETATION in cm
MULCHING LAWN MOWERS		
AS 420 EProClip 	ap. 1,600	18
AS 510 EProClip A 	2,000	20
AS 420 ProClip 4T	ap. 1,600	18
AS 510 ProClip 4T A and 2in1	2,000	20 40 Mulching / side discharge
AS 510 ProClip 2T ES A and 2in1	2,150	20 50 Mulching / side discharge
PROFESSIONAL LAWN MOWERS		
AS 531 EProCut B 	2,300	40
AS 53 2T ES 4WD RB	2,500	40
AS 531 4T MK and 4T MK B	2,100	30
AS 531 2T ES MK B 3in1	2,300	50
ALLMÄHER®		
AS 21 EAllmäher 	1,600	60
AS 62 EAllmäher 	2,400	100
AS 63 EAllmäher 	2,100	100
AS 21 4T B&S and Comfort	1,500	60
AS 21 2T ES	1,200	80
AS 26 2T ES	1,500	70
AS 62 4T B&S	2,300	90
AS 63 4T B&S	2,300	90
AS 63 2T ES	2,400	100
AS 65 2T ES	2,600	120
AS 65 4T B&S	3,300	150
AS 73 4T B&S	3,700	150
FLAIL MOWERS		
AS 701 SM	2,500	100
AS 901 SM	3,600	130
DRUM MOWERS		
AS 585 EKM 	ap. 1,650	90
AS 585 KM	1,450	80
AS 700 KM	3,190	90

PRODUCTS	MAXIMUM WORK RATE in m²/hour (V _{max} x working width)	MAXIMUM HEIGHT OF VEGETATION in cm
IMPLEMENT CARRIER AND ATTACHMENTS AS 600 MultiPro		
with ESM cutter bar	6,000	120
with LOSI cutter bar	4,700	100
with flail mower deck	3,600	80
with sweeping brush	5,000	
RIDE-ON MOWERS		
NEW! AS 920 ESherpa 2WD 	5.500 - 9.450	150
AS 799 Rider	6,400	60
AS 800 Freerider	6,400	80
AS 900 Enduro	9,000	120
AS 915 Sherpa 2WD	9,450	150
AS 920 Sherpa 2WD	9,450	150
AS 940 Sherpa 4WD	5,500	150
AS 940 Sherpa 4WD XL	6,000	150
AS 1040 YAK 4WD	6,800	150
AS 1040 YAK 4WD XL	7,500	150
REMOTE-CONTROLLED MOWERS		
AS 940 Sherpa 4WD RC	6.000	150
NEW! AS 990 TAHR RC	4.500	150
AS 1000 OVIS RC	5.000	150
AS 1000 OVIS EVO RC	5.000	150
WEED BRUSHES		
AS 30 EWeedHex 	approx. 10 hours brush life (plate brush steel)	
AS 50 EWeedHex 	approx. 800 m edge cleaning or 400 m² surface cleaning per brush pair, max. 800m²/h	
AS 60 EWeedHex 	approx. 30 hours brush life (8 braid brushes steel, long)	
AS 30 WeedHex	approx. 10 hours brush life (plate brush steel)	
AS 50 WeedHex	approx. 800 m edge cleaning or 400 m² surface cleaning per brush pair, max. 800m²/h	
AS 60 WeedHex	approx. 30 hours brush life (8 braid brushes steel, long)	

AS-MOTOR AREAS OF IMPLEMENTATION

PRODUCTS	SLOPE SUITABILITY level > rising > steep	PRO- FESSIONAL USE	MOWING DECK/ FUNCTIONING	DRIVE
MULCHING LAWN MOWERS				
AS 420 EProClip 	<div><div></div></div>	<div><div></div></div>	Mulching	—
AS 510 EProClip A 	<div><div></div></div>	<div><div></div></div>	Mulching	Rear-wheel drive Vario
AS 420 ProClip A	<div><div></div></div>	<div><div></div></div>	Mulching	—
AS 510 ProClip 4T A and 2in1	<div><div></div></div>	<div><div></div></div>	Mulching (or side discharge)	Rear-wheel drive Vario
AS 510 ProClip 2T ES A and 2in1	<div><div></div></div>	<div><div></div></div>	Mulching (or side discharge)	Rear-wheel drive Vario
PROFESSIONAL LAWN MOWERS				
AS 531 EProCut MK B 	<div><div></div></div>	<div><div></div></div>	Mulching, collecting or rear discharge	Rear-wheel drive Vario
AS 53 2T ES 4WD RB	<div><div></div></div>	<div><div></div></div>	Side discharge	All-wheel drive Vario
AS 531 4T MK and 4T MK B	<div><div></div></div>	<div><div></div></div>	Mulching, collecting or rear discharge	Rear-wheel drive Vario
AS 531 2T ES MK B 3in1	<div><div></div></div>	<div><div></div></div>	Mulching, collecting or rear discharge	Rear-wheel drive Vario
ALLMÄHER®				
AS 21 EAllmäher 	<div><div></div></div>		Mowing with side discharge	Rear-wheel drive
AS 62 EAllmäher 	<div><div></div></div>	<div><div></div></div>	Mulching with rear discharge	Rear-wheel drive Vario
AS 63 EAllmäher 	<div><div></div></div>	<div><div></div></div>	Mulching with rear discharge	Rear-wheel drive Vario
AS 21 4T B&S and Comfort	<div><div></div></div>		Mowing with side discharge	Rear-wheel drive
AS 21 2T ES	<div><div></div></div>		Mulching with side discharge	Rear-wheel drive
AS 26 2T ES	<div><div></div></div>		Mulching with side discharge	Rear-wheel drive
AS 62 4T B&S	<div><div></div></div>	<div><div></div></div>	Mulching with rear discharge	Rear-wheel drive Vario
AS 63 4T B&S	<div><div></div></div>	<div><div></div></div>	Mulching with rear discharge	Rear-wheel drive Vario
AS 63 2T ES	<div><div></div></div>	<div><div></div></div>	Mulching with rear discharge	Rear-wheel drive Vario
AS 65 2T ES	<div><div></div></div>	<div><div></div></div>	Mulching with rear discharge	Rear-wheel drive 5-gears + reverse gear
AS 65 4T B&S	<div><div></div></div>	<div><div></div></div>	Mulching with rear discharge	Rear-wheel drive 5-gears + reverse gear
AS 73 4T B&S	<div><div></div></div>	<div><div></div></div>	Mulching with rear discharge	Rear-wheel drive 5-gears + reverse gear
FLAIL MOWERS				
AS 701 SM	<div><div></div></div>	<div><div></div></div>	Mulching with flails	Rear-wheel drive 5-gears + reverse gear
AS 901 SM	<div><div></div></div>	<div><div></div></div>	Mulching with flails	Rear-wheel drive 5-gears + reverse gear
DRUM MOWERS				
AS 585 EKM 	<div><div></div></div>		Rotary with side discharge	Rear-wheel drive
AS 585 KM	<div><div></div></div>		Rotary with side discharge	Rear-wheel drive
AS 700 KM	<div><div></div></div>	<div><div></div></div>	Rotary with side discharge	Rear-wheel drive 4 speed + reverse gear

PRODUCTS	SLOPE SUITABILITY level > rising > steep	PRO- FESSIONAL USE	MOWING DECK/ FUNCTIONING	DRIVE
IMPLEMENT CARRIER AND ATTACHMENTS AS 600 MultiPro				
with ESM cutter bar	<div><div></div></div>	<div><div></div></div>	Double knife cutter	Hydrostatic wheel drive
with LOSI cutter bar	<div><div></div></div>	<div><div></div></div>	Double knife cutter	Hydrostatic wheel drive
with flail mower deck	<div><div></div></div>	<div><div></div></div>	Mulching with flails	Hydrostatic wheel drive
with sweeping brush	<div><div></div></div>	<div><div></div></div>	Nylon sweeping brush	Hydrostatic wheel drive
with belt rake	<div><div></div></div>	<div><div></div></div>	10 rakes with belt drive	Hydrostatic wheel drive
RIDE-ON MOWERS				
NEW! AS 920 ESherpa 2W 	<div><div></div></div>	<div><div></div></div>	Mulching with rear discharge	Rear-wheel drive, electric
AS 799 Rider	<div><div></div></div>		Mowing with rear discharge	Rear-wheel drive hydrostatic
AS 800 Freerider	<div><div></div></div>		Mulching with rear discharge	Rear-wheel drive hydrostatic
AS 900 Enduro	<div><div></div></div>	<div><div></div></div>	Mowing with side discharge	Rear-wheel drive hydrostatic
AS 915 Sherpa 2WD	<div><div></div></div>	<div><div></div></div>	Mulching with rear discharge	Rear-wheel drive hydrostatic
AS 920 Sherpa 2WD	<div><div></div></div>	<div><div></div></div>	Mulching with rear discharge	Rear-wheel drive hydrostatic
AS 940 Sherpa 4WD	<div><div></div></div>	<div><div></div></div>	Mulching with rear discharge	All-wheel drive hydrostatic
AS 940 Sherpa 4WD XL	<div><div></div></div>	<div><div></div></div>	Mulching with rear discharge	All-wheel drive hydrostatic
AS 1040 YAK 4WD	<div><div></div></div>	<div><div></div></div>	Mulching with flails	All-wheel drive hydrostatic
AS 1040 YAK 4WD XL	<div><div></div></div>	<div><div></div></div>	Mulching with flails	All-wheel drive hydrostatic
REMOTE-CONTROLLED MOWERS				
AS 940 Sherpa 4WD RC	<div><div></div></div>	<div><div></div></div>	Mulching with rear discharge	All-wheel drive hydrostatic
NEW! AS 990 TAHR RC	<div><div></div></div>	<div><div></div></div>	Mulching for- and backward	Hydrostatic drive on crawler tracks
AS 1000 OVIS RC	<div><div></div></div>	<div><div></div></div>	Mulching with flails	Hydrostatic drive on crawler tracks
AS 1000 OVIS EVO RC	<div><div></div></div>	<div><div></div></div>	Mulching with flails	Hydrostatic drive on crawler tracks
WEED BRUSHES				
AS 30 EWeedHex 		<div><div></div></div>		—
AS 50 EWeedHex 		<div><div></div></div>		Rear-wheel drive Vario
AS 60 EWeedHex 		<div><div></div></div>		—
AS 30 WeedHex		140 <div><div></div></div> 160 <div><div></div></div>		—
AS 50 WeedHex		<div><div></div></div>		Rear-wheel drive Vario
AS 60 WeedHex		<div><div></div></div>		—

suitable recommended

All additional technical information and emissions values for our products are provided on our website at: www.as-motor.com

AS-MOTOR ECOLOGICALLY ORIENTED GREEN SPACE MAINTENANCE

Pulsatilla vulgaris in dry
grassland, Bavaria

LET IT BLOOM – MOW LATER AND MOW BETTER

At a time of increasingly intensive land use grassland, meadow orchards, field margins, waysides, meadows on slopes and roadside greenery are the only extensively used areas. They constitute valuable habitat and retreats for a variety of plant and animal species. Now mankind doesn't automatically have to be the destroyer of diversity. Historically it was farmers and countrymen, who through their activity in Central Europe over thousands of years created a diverse, structured, landscape with innumerable habitats for a wide variety of species.

Ecologically oriented grassland care – not mowing is not a solution!

Fallow land encourages biodiversity, no mowing or intervention has a positive effect on the fauna. On the other hand, this is not a viable option for the plant kingdom; without intervention vegetation changes, plants worth protecting lose their habitat and biotopes disappear. If grass areas are left to themselves without intervention, this first results in creeping scrub encroachment, which ultimately becomes a plant community dominated by woody plants and diminished biodiversity. But if neither mowing, or not mowing provides meaningful results, what can you do? As is so often the case, you end up with compromise solution.

Principles of meaningful, extensive grassland care should be :

- As little intervention in the area as possible but as much as necessary, focus on biodiversity
- Use all possibilities of animal-friendly meadow management
- Maintain a proportionality between nature conservation, profitability and occupational health and safety

As the #1 high-grass-mower specialist, AS-Motor offers different mowing systems. Rotary mowers, rotary mulchers, flail mowers, drum mowers and cutter bar mowers. Now it is up to you to use these mowers in an effective combination!

For detailed information
about **ecologically oriented**
green space maintenance:



Keeping clear of
species-rich
dry grasslands



Gentle cut with
double knife
cutter bar



Insect-friendly Mowing
with insect scare device



Extensive care of
orchard meadows



Collecting hay with belt rake



Annual flowering strip
in agriculture

FOR WALK-BEHIND MACHINES

A total of ten models of the legendary AS-Motor mulching and professional lawn mowers, brushcutters, rotary mowers and weed brushes are available as battery-powered models. The AS 62 and AS 63 electric high-grass mowers beat every cordless brushcutter in terms of area coverage, comfort and safety.

SOLID ARGUMENTS, FAR ABOVE THE AVERAGE.

Performance like a 200 cm³ 4T internal combustion engine:

- The AS-Motor Power-Head has a maximum output of 3,470 W from two 56 V EGO batteries. That is more than twice as much as other manufacturers.
- The output of this power head corresponds to that of a 200 cm³ combustion engine.
- The performance is therefore at the same or even better level than with classic, hand-guided 4 stroke machines.

No overheating in summer or under maximum load:

- The two external 56V Li-ion batteries do not overheat, even in hot summer weather or under heavy use. Many systems with internal batteries tend to refuse to work in such conditions.
- Self-cooling, brushless electric motor.

Impact resistance in the event of collisions with foreign objects:

- The body of the AS-Motor Power-Head is made of solid cast aluminium. All direct-drive blades are equipped with a third motor shaft bearing and slip clutch. This protects the motor from damage in the event of hard collisions with foreign objects. Motors with purely plastic housings often fail in case of an impact.

One battery system for many applications:

- The AS-Motor Power-Head uses „EGO Power+“ brand Li-ion batteries.
- 10 Ah or 12 Ah batteries can be used (always in pairs).
- The 56V 12 Ah battery currently offers one of the highest capacities on the market with 672 Wh each.
- When using two 12 Ah batteries, you have 1.34 kWh capacity at your disposal.
- Additional connection option for the EGO 28 Ah backpack battery (1,568 Wh) on the electric all-mowers and lawn mowers for maximum runtime (AS 21 E, AS 62 E, AS 63 E, AS 510 E, AS 531 E).
- All EGO rechargeable batteries for AS-Motor devices are compatible with all EGO hand-held devices.



Short charging times:

- 10/12 Ah battery, 0-100% in 60 or 74 minutes (with CH7000E charger).
- Multiport charging and transport case available for up to 6 batteries.

Long professional warranty:

- The 10 and 12 Ah EGO batteries come with a two-year professional warranty.

AS 420
EProClip



AS 510
EProClip A



AS 531
EProCut B



AS 21
EAllmäher



AS 62
EAllmäher



AS 63
EAllmäher



AS 585
EKM



AS 30
EWeedHex



AS 60
EWeedHex



AS 50
EWeedHex



Rotary tillers



Leaf blowers



Sweeping brushes



Hedge trimmers



Brushcutters



Chainsaws

Full battery compatibility with all EGO Power+ devices

NEW! EV RIDE-ON BRUSH CUTTER

The new AS 920 E-Sherpa 2WD is the first high grass ride-on mower with a professional interchangeable battery system. This opens up new possibilities for emission-free, extensive green space maintenance.

PROFESSIONAL INTERCHANGEABLE BATTERY SYSTEM

What is the FUSIONCORE interchangeable battery system?

- The FUSIONCORE interchangeable battery system of the AS 920 E-Sherpa consists of four large 56V lithium-ion batteries, each with a capacity of 4kW. The total capacity is 16 kWh.
- Empty batteries can be replaced with full ones in a matter of seconds (quick-swap).
- The batteries can be charged inside of the machine in 5 hours or additional batteries can be charged outside of the machine in a separate mobile charging/transport box.

What are the advantages of an interchangeable battery system?

- Continuous working without interruption is possible when using additional quick-swap batteries.
- The Li-ion batteries can be used throughout the mowing season on Ariens professional zero-turn mowers.
- High-grass mowers are usually only actively used later in the year, e.g. only after flower strips or plants in marginal areas have sown. The annual utilisation period is essential for the economically viable use of a battery powered mower. Year-round use of the batteries on other machines enables more economical utilisation of the batteries.
- If FUSIONCORE batteries are already installed on Ariens zero-turn mowers, it makes economic sense to invest in a battery-powered high grass mower.



POWERED BY
FUSIONCORE

3 YEAR
BATTERY
WARRANTY

The FUSIONCORE interchangeable batteries of the AS 920 E-Sherpa 2WD can be changed in seconds and are fully compatible with ...



QUICK SWAP
INTERCHANGEABLE POWER SYSTEM



... and the Ariens ARROW E professional stand-on zero-turn mower.

... the Ariens ZENITH E professional zero-turn mower ...



ARIENS



AS-MOTOR MULCHING LAWN MOWERS

SIMPLY MOW THE LAWN FASTER

A lot has happened since the first professional mulching lawnmowers came onto the market in 2010. A lot of convincing had to be done in the first few years. Until then, mulching lawn mowers with optional mulching function had a bad reputation. An unclear cut and ugly clumps of cuttings were the cause, and dissatisfied customers were the result. Technical progress and a new generation of mulching lawn mowers have remedied this.

Today, the advantages of modern mulching lawnmowers are well known. The main advantage is the time saving of up to 25 % when mowing. Since no clippings are collected, work can be done without interruption. Driving back to the trailer and the energy-consuming emptying of the collection bag is no longer necessary. Also a thing of the past is the disposal of the clippings at great expense or having to create steaming compost heaps in a corner of the plot. **Nevertheless, some prejudices against mulching lawnmowers still persist:**

- It needs to be mown more often than with a collecting mower: Only at the beginning of the growing season in March/April is this correct. Here, a frequency of five to seven days is recommended. After that, mow in the usual collection bag mower rhythm.
- Mulching lawn mowers do not create an overgrown lawn: The AS 510 can mulch grass heights up to 20 cm - in two steps, unfortunately there are no miracles. The first pass is made at the highest cutting height and then, at short intervals, the second pass is made at a medium cutting height. Even professionals are amazed about the result during demonstrations.
- Mulch lawn mowers only work in dry conditions: Mulch lawn mowers mow cleanest in dry conditions, yes. However, the AS-Motor mulch lawn mowers still work excellently in wet conditions. The reason for this is the particularly deep mulching bell, the strong air flow and the special AS mulching blade.
- Mulch lawn mowers mat and moss the lawn: The most important measure against this is fertilising. The general recommendation of three fertilisations a year can be reduced to only two with mulch lawn mowers, as the nutrients remain on the surface and are not disposed of with the clippings. More and more sports stadiums, golf courses and even turf manufacturers are now mowing with mulch mowers because of the benefits mentioned above.

IN FOCUS: AS-MOTOR ELECTRIC BATTERY-POWERED MULCHING LAWNMOWERS

**AS-MOTOR,
ELECTRIC**

The new AS-Motor Electric drive with its enormously powerful max. rated output of 3,4 kW now makes it possible to transfer the power of petrol models to battery-powered mowers. From now on, there is no need to compromise on area performance, cutting finish and run time. But again - please try it out for yourself. Contact your AS-Motor dealer for a free demonstration.



MULCHING OFFERS MANY ADVANTAGES

- Cutting, maintaining and fertilising in one work step
- No collecting bag, no disposal of the cuttings
- Improves the quality of your lawn
- Protects the lawn from drying out
- Up to 25 % time savings

PERFECT MULCHING

When mowing, the cuttings are cut several times in the mulching unit and are finely distributed.

MOW WITHOUT COLLECTING BAG

No stopping, no emptying and no disposal of the cuttings is required.

ROBUST CONSTRUCTION

Durable, motor-/crankshaft with 3rd bearing support. Galvanised steel mulching deck with reinforced edge. Tubular steel frame with folding handlebar.

EASY MANOEUVRING

Lightweight, stable front wheels guarantee greater manoeuvrability

CENTRAL HEIGHT ADJUSTMENT

Easy 5x or 6x height adjustment of the mower deck from 30 to 90 mm. Quick adjust spring loaded height of cut lever.

Watch our videos on
 YouTube

STEP 2:

The air flow generated by the mulching blade uniformly whirled up the cuttings in the mulching deck.

STEP 3:

The grass is uniformly whirled up, then chopped several times by the mulching blade with multiple cutting edges.

STEP 1:

The special AS-Motor mulching blade cleanly cuts off tall grass up to a height of max. 20 cm.

STEP 4:

The cuttings sink into the turf where they are virtually invisible. Important nutrients and moisture are returned to the lawn. The layer of mulch produced in this manner protects the lawn from drying out quickly.



Even in dense and wet grass AS-Motor mulching lawn mowers offer an astonishing cutting finish. This is achieved by using a deep mulching deck, with strong airflow and the especially high designed blade with three individual cutting edges.



Additional benefit: dry leaves in autumn are perfectly mulched up as well.

AS 510 EProClip A

100 % power, zero emissions. That's the future of professional lawn care: Modern lithium-ion battery technology combined with robust and reliable mechanics.

Robust steel construction, top cut and perfect mulching result. The new AS-Motor mulching mowers with lithium-ion battery are on the same level in terms of power as the models with internal combustion engine.

The clean answer to environmental pollution from combustion gases, especially in urban areas.





Infinitely variable speed (Variomatic)

Height-adjustable, foldable handlebar, electrically isolated from machine

Two battery plug-in slots, 56 V, 10 or 12 Ah

Strong traction

Strong mechanical traction drive

Solid steel mulching bell

Motorshaft with additional 3rd ball-bearing and friction clutch on blade protects the engine

Highly stable front wheels with double ball bearings

Stable double frame

Active motor cooling

Connection option for additional, 28 Ah optional back battery (not on AS 420 EProClip)

Two selectable blade speeds

Powerful AS-Motor Electric drive 56 Volt, for professional use

Watch our videos on  YouTube

More info: 

TECHNICAL SPECIFICATIONS

Model	Cutting width	Motor	Rated voltage	Maximum voltage	Wheel drive, speed	Cutting height adjustment	Weight, dimensions	Item number
AS 510 EProClip A	51 cm	AS-Motor Electric 56V Lithium Ion	50.4 Volt	56 Volt	Variomatic 1.8–3.9 km/h Rear-wheel drive	Central (30) 40–(80) 90 mm 6 x	44 kg (without battery) L 139 cm, W 55 cm, H 100 cm	G51000113 without battery and charger

Accessories overview see page 84



AS-MOTOR ELECTRIC 56V LITHIUM-ION

Newly developed, brushless, high-performance electric motor. Power like a 200 ccm petrol engine. 3,470 Watt maximum power.



POWERFUL Li-ION BATTERY

EGO 56 Volt ARC Li-Ion battery. Most powerful hand battery with 10 Ah or 12 Ah, 560 or 672 Wh. Fast charging time of only (60)/70 (74)/84 min. with (CH7000E)/CH5500E.



3rd MOTORSHAFT BEARING

Motorshaft with additional 3rd ball-bearing and friction clutch on blade. Galvanised one-piece steel mulching deck.

AS 420 EProClip

Lightweight and manoeuvrable in tight surroundings, quick foldable handle



Highly stable front wheels with double ball bearings

Solid steel mulching bell

Two selectable blade speeds

Motorshaft with additional 3rd ball-bearing and friction clutch on blade protects the engine

More info: 

TECHNICAL SPECIFICATIONS

Model	Cutting width	Motor	Rated voltage	Maximum voltage	Wheel drive, speed	Cutting height adjustment	Weight, dimensions	Item number
AS 420 EProClip	42 cm	AS-Motor Electric 56V Lithium Ion	50.4 Volt	56 Volt	—	Central (30) 40–80 mm, 5 x	30 kg (without batteries) L 127 cm, W 46 cm, H 100 cm	G47000206 without batteries and charger

Batteries, charger and holder for back pack battery see accessories.

CENTRAL HEIGHT ADJUSTMENT



Easy-to-operate, central, spring-supported cutting height adjustment. Min. cutting height 30 mm possible by quick modification.

AS 510 ProClip

Cutting and chopping grass while returning it to the lawn as fertiliser – with the AS 510 you can even cut medium height grass in a time-saving manner. The special AS mulch-blade inside the stable mulching bell splits the grass so thinly that time-consuming grass collection is no longer necessary. Thanks to its perfectly balanced, stable and agile design, you can mow effortlessly and improve the quality of your lawn.

Now available as a 2in1 version with detachable side discharge for mowing taller grass up to 50 cm high.

Tip: don't be fooled by the rated power specifications. The models with AS 2-stroke engine are of more power and torque than the 4-stroke models (see max. grass height page 8).



Infinitely variable speed (Variomatic)

5 litre fuel tank

Stable double frame

Strong, profiled rear wheels provide excellent traction

2in1
2in1 models are factory-equipped with easy to mount mulch plate and side discharge deflector for cutting grass heights up to 50 cm

AS 510 ProClip 2T ES A 2in1

AS 2-stroke engine with EasyStart reduces forces on the starter rope by 60% at half the pull distance



Solid steel mulching bell
Third crankshaft bearing



TECHNICAL SPECIFICATIONS

Accessories overview see page 84

Model	Cutting width	Engine	Rated power	Maximum engine power	Wheel drive, speed	Cutting height adjustment	Weight, dimensions (2in1)	Item number
AS 510 ProClip 2T ES A 2in1	51 cm	AS 2-stroke, ES 165 cm³	2.8 kW (3.8 hp) at 2,800 min⁻¹	4.4 kW (6.0 hp) at 4,500 min⁻¹	Variomatic 2.1–4.3 km/h Rear-wheel drive	central (30) 40–90 mm, 6 x	48 kg L 139 cm, W 55 cm, (W 73 cm), H 100 cm	G51000110
AS 510 ProClip 4T A 2in1	51 cm	B&S 4-stroke, 850 PXi, 190 cm³	3.2 kW (4.3 hp) at 2,800 min⁻¹	4.1 kW (5.6 hp) at 3,600 min⁻¹	Variomatic 2.0–4.0 km/h Rear-wheel drive	central (30) 40–90 mm, 6 x	44 kg L 139 cm, W 55 cm, (W 73 cm), H 100 cm	G51000109
AS 510 ProClip 2T ES A	51 cm	AS 2-stroke, ES 165 cm³	2.8 kW (3.8 hp) at 2,800 min⁻¹	4.4 kW (6.0 hp) at 4,500 min⁻¹	Variomatic 2.1–4.3 km/h Rear-wheel drive	central (30) 40–90 mm, 6 x	48 kg L 139 cm, W 55 cm, H 100 cm	G51000111
AS 510 ProClip 4T A	51 cm	B&S 4-stroke, 850 PXi, 190 cm³	3.2 kW (4.3 hp) at 2,800 min⁻¹	4.1 kW (5.6 hp) at 3,600 min⁻¹	Variomatic 2.0–4.0 km/h Rear-wheel drive	central (30) 40–90 mm, 6 x	43 kg L 139 cm, W 55 cm, H 100 cm	G51000108



HANDLEBAR HEIGHT

Simple, stable handlebar height adjustment (AS 510 ProClip).



3rd CRANKSHAFT BEARING

Crankshaft with additional 3rd ball-bearing and friction clutch on blade for maximum engine protection against blade impacts. Galvanised one-piece steel mulching deck (all models).



SLIM FRONT WHEELS

Narrow yet stable front wheels with 2 ball bearings minimise grass compaction.



CENTRAL HEIGHT ADJUSTMENT

Easy-to-operate, central, spring-supported height of cut adjustment. Min. cutting height 30 mm possible by slight modification (all models).

AS 510 ProClip 4T A

More info:



AS 420 ProClip 4T

More info:



Lightweight and manoeuvrable in tight surroundings

Watch our videos on

TECHNICAL SPECIFICATIONS

Accessories overview see page 84

Model	Cutting width	Engine	Rated power	Maximum engine power	Wheel drive, speed	Cutting height adjustment	Weight, dimensions	Item number
AS 420 ProClip 4T	42 cm	B&S 4-stroke, B&S 850 PXi, 190 cm³	3.2 kW (4.3 hp) at 2,800 min⁻¹	4.1 kW (5.6 hp) at 3,600 min⁻¹	—	central (30) 40–80 mm, 5 x	30 kg L 127 cm, W 46 cm, H 100 cm	G47000204



AS-MOTOR
PROFESSIONAL
LAWN MOWERS

REAL PROFESSIONAL LAWNMOWERS
HAVE BECOME RARE

A professional user has two options when purchasing a new lawn mower. The first option is to buy a mediocre quality machine at a low price and then replace it after some time, when the first more expensive repairs are due. In professional use, this is the case after about three years. Throw it in the bin and buy the next one. This is not very sustainable.


The second option is to buy a real professional lawnmower. One that delivers what it promises. The purchase price of an AS-Motor AS 531 2T MK B lawn mower includes: long life, clean cut, perfect collection of dense and wet clippings without clogging, cutting for grass up to 50 cm high, suitability for slopes up to 35° and a spare parts guarantee of at least 15 years. Our machines fulfil their task in municipalities and at service providers, in some cases for up to 12 years. Simply put: “Our machines do a perfect job – for a long time”. Which option do you choose?

IN FOCUS: THE AS 531 EPROCUT B PROFESSIONAL
BATTERY LAWN MOWER

Flowering gardens, well-tended parks and green lawns have delighted people for centuries. These are the places where they socialise, relax or exercise. Unless a rattling lawnmower disturbs the peace. In no other applications are the advantages of battery technology so obviously noticeable and audible as when blowing leaves and mowing lawns in urban areas.

Noise and hand-arm vibrations can be stressful. The occupational Health and Safety Ordinance on noise and vibration has set the trigger value for daily vibration exposure at 2.5 m/s². The AS 531 E-ProCut professional lawnmower is below this value at less than 1.4m/s².

The perceived noise level for the user is also reduced by approx. 6 dB. This corresponds to almost 50% less perceived noise. This is a real benefit and progress for the health of the user and his environment, without any loss in power and performance. The 56V electric motor still has enormous power reserves, even for grass heights up to 40cm. Service providers and contractors are already using battery technology as a powerful argument when acquiring and awarding new contracts. Be prepared for the future.

Model	Safety brake	Differential lock	Blade clutch	Variomatic speed	Third crankshaft/ motor bearing	Mulching kit included
AS 531 EProCut B 	●	●	—	●	●	●
AS 531 2T ES MK B	●	●	●	●	●	●
AS 531 4T MK B	●	●	●	●	●	●
AS 531 4T MK	—	—	●	●	●	●

AS 531 with 3 in 1-function

A real professional mower: stable and weight-optimised steel structure, reduced hand-arm vibration by the VibrationProtect damping system, high-performance engines – either as AS 2-stroke engine or Kawasaki four-stroke engine. The blade clutch on petrol versions stops the blade but the engine keeps on running.

Unique operating concept: one hand controls the drive and blade clutch, whilst the other controls the speed which is continuously variable via Variomatic.

Technical highlights: the MK B models are equipped with differential-lock and drive down slopes with constant speed! An automatic parking-brake jumps in when stopping.



AS 531 EProCut B
3 in 1

Powerful AS-Motor Electric drive 56 Volt, for professional use

Single-wheel height adjustment

Double ball bearing supported slim wheels

Shock absorbing and unbendable feather-steel front axle

TECHNICAL SPECIFICATIONS

Model	Cutting width	Engine	Rated voltage	Maximum voltage	Wheel drive, speed	Cutting height adjustment	Weight, dimensions	Item number
AS 531 EProCut B	53 cm	AS-Motor Electric 56V Lithium Ion	50.4 Volt	56 Volt	Variomatic 2.3–4.5 km/h Rear-wheel drive	By wheel 30–80 mm, 6 x	52 kg (without batteries) L 164 cm, W 59 cm, H 99 cm	G53100116 without batteries and charger

Batteries, charger and holder for back pack battery see accessories.



Watch our videos on YouTube

Accessories overview see page 84



3IN1-FUNCTION

Easy-to-mount mulching kit as standard equipment. Mow with collecting bag, rear discharge or mulching kit without collecting. (AS 531).



VIBRATION PROTECT

Through VibrationProtect system on the handlebar hand-arm vibrations are reduced to a minimum (AS 531).



VARIOMATIC

Infinitely variable speed adjustment in between minimum and maximum speed. This allows comfortable and steady propulsion (all models).



SAFETY BRAKE

By releasing the blade clutch lever, the automatic parking brake is engaged. The mower is stopped safely for emptying the bag even on slopes (only on MK B models).



3rd CRANKSHAFT/MOTOR BEARING

Crankshaft with additional 3rd ball-bearing and friction clutch on blade for maximum engine protection against blade impacts. Galvanised steel mowing deck (all models).



WEIGHT DISTRIBUTION

Sophisticated stability and weight distribution for ergonomic handling and fatigue-reduced working. (AS 531)

AS 531 2T ES MK B

Equipped with AS 2-stroke engine, EasyStart, blade clutch, brake, differential lock and variomatic.



AS 531 4T MK B

Equipped with professional-4-stroke engine Kawasaki FJ180V KAI, blade clutch, brake, differential lock and variomatic. Suitable for slopes up to 30°



Not illustrated: model MK.

AS 53 2T ES 4WD RB

Equipped with AS 2-stroke engine, EasyStart, four-wheel drive, reverse gear, brake, and side discharge.



TECHNICAL SPECIFICATIONS

Model	Cutting width	Engine	Rated power	Maximum engine power	Wheel drive, speed	Cutting height adjustment	Weight, dimensions	Item number
AS 531 2T ES MK B	53 cm	AS 2-stroke ES, 165 cm³	2.8 kW (3.8 hp) at 2,800 min⁻¹	4.4 kW (6.0 hp) at 4,500 min⁻¹	Variomatic 3.0–4.5 km/h Rear-wheel drive	By wheel 30–80 mm, 6 x	57 kg L 164 cm, W 59 cm, H 99 cm	G53100113
AS 531 4T MK B	53 cm	Kawasaki FJ180V KAI 4-stroke 180 cm³	2.9 kW (4.0 hp) at 2,800 min⁻¹	3.4 kW (4.6 hp) at 3,600 min⁻¹	Variomatic 3.0–4.5 km/h Rear-wheel drive	By wheel 30–80 mm, 6 x	61 kg L 164 cm, W 59 cm, H 99 cm	G53100115
AS 531 4T MK	53 cm	Kawasaki FJ180V KAI 4-stroke 180 cm³	2.9 kW (4.0 hp) at 2,800 min⁻¹	3.4 kW (4.6 hp) at 3,600 min⁻¹	Variomatic 3.0–4.5 km/h Rear-wheel drive	By wheel 30–80 mm, 6 x	60 kg L 164 cm, W 59 cm, H 99 cm	G53100114
AS 53 2T ES 4WD RB with reverse gear and brake	53 cm	AS 2-stroke ES, 165 cm³	2.8 kW (3.8 hp) at 2,800 min⁻¹	4.4 kW (6.0 hp) at 4,500 min⁻¹	Variomatic, 3.1–4.8 km/h All-wheel drive	By axle 30–100 mm, 6 x	68 kg L 178 cm, W 82 cm, H 99 cm	G04400101

Accessories overview see page 84

AS-MOTOR ALLMÄHER®



OUR BRUSHCUTTERS ARE CALLED ALLMÄHER®

The AS Allmäher® principle has been alive for 66 years. In 1959 Alfred Schefenacker, invented a brush mower with a sickle mowing system and mulching capability, which today is known all over the world. He named this mower according to its purpose – Allmäher® or Allmower translated into English.

The initial goal was to find an easier way to mow the steep slopes of the local vineyards around Stuttgart – thus making life easier for the winegrowers. Robustness and sturdiness was of great importance so that the mower could face these challenging requirements. Yet at the same time, the mower needed to be agile and compact to get through the steep and narrow terrain. So AS-Motor set out to develop a completely unprecedented mower at that time – one that could cut tall grass and crush woody grapevine prunings easily. This revolutionised the brushcutter market: the Allmäher® era began.

The Allmäher® also became a classic of extensive mulching technology, which AS-Motor has perfected in its present Allmäher® models. Via extensive mulching, tall grass is mowed down, and then chopped up and crushed. This process is required only a few times a year. The cut grass is so finely shredded that it disappears between the stalks left standing and quickly rots and disappears. Born on the steep slopes of the South German vineyards, the Allmäher® has grown up around the world in large and densely vegetated areas, on embankments and roadsides, in orchards and anywhere else where grass only gets cut a few times per year – by both private and professional users. The Allmäher®'s applications have now multiplied – since the Allmäher® is constantly being improved by the developers and engineers of AS-Motor.

THE FIRST BATTERY-POWERED ALLMÄHER®

A new chapter in the further development of the AS-Motor all-mowers has begun. Three models are now available with AS-Motor Electric drive. The progress in Li-Ion technology makes it possible to transfer the power of a combustion engine to battery-powered mowers. Feel the advantages on your own body during a demonstration and mow high grass up to 100cm - fully electric and without emissions.

The name says it all – there is hardly any job the Allmäher® cannot handle. Now also in battery powered versions.

The AS-Motor E-Allmower:
Awarded with the gold medal at
the innovation competition of the
Demopark



ECO-TIP: The insect scare device scares away insects and small animals in front of the machine. Available for AS 62 and AS 63. (See accessories page 85)



AS 21 EAllmäher

The technology of probably our best-known machine has been perfected by the swivelling front wheel. It is at home on tree plots and meadows all over Europe. It has been simple, manoeuvrable and robust for over 60 years.

With the new AS-Motor Electric drive, one of the classics is currently making an incredible comeback. The AS 21 electric all-mower is the first battery-powered high grass mower for private users on the market and is therefore more up-to-date than ever.

It is the more comfortable and powerful alternative to handheld electric brush cutters. It can cut 60 cm high grass without any problems. The latest battery technology makes it possible.

AS-MOTOR
ELECTRIC



Front wheel pivots and can be locked for working alongside slopes

TECHNICAL SPECIFICATIONS

Model	Cutting width	Motor	Rated voltage	Max. voltage	Wheel drive, speed	Cutting height adjustment	Weight, dimensions	Item number
AS 21 EAllmäher	51 cm	AS-Motor Electric 56V Lithium Ion	50.4 Volt	56 Volt	1 gear 2.7 and 3.2 km/h Rear-wheel drive	By wheel 55 – 80 mm, 4 x	49 kg (without batteries) L 200 cm, W 74 cm, H 99 cm	G06100104 (without batteries and charger)

Batteries, charger and holder for backpack battery see accessories.

Accessories overview see page 85

Watch our videos on
YouTube



VARIABLE FRONT WHEEL

Better manoeuvring: the large front wheel is height adjustable, it pivots and can be locked in place for easy traversing on slopes. (Not AS 21 4T B&S).



SNORKEL FILTER

High-positioned snorkel filter ensures that clean air is sucked in when working in dusty conditions (2-stroke engines).



AS-MOTOR ELECTRIC 56V LITHIUM ION

Newly developed, brushless, high-performance electric motor. Power like a 200 cm³ petrol engine. 3,460 Watt maximum power.



REAR BRAKE

Lockable rear brakes for better handling when moving downhill (accessory for AS 26 and AS 21).



AS 26 2T ES
AS 21 2T ES

Powerful 2-stroke engine



AS 21 4T Comfort

With comfort-handlebar and large front wheel



AS 21 4T B&S

The entry-level model for grass heights up to 60cm



TECHNICAL SPECIFICATIONS

Model	Cutting width	Engine	Rated power	Maximum engine power	Wheel drive, speed	Cutting height adjustment	Weight, dimensions	Item number
AS 26 2T ES	63 cm	AS 2-stroke ES, 165 cm ³	4.0 kW (5.4 hp) at 3,800 min ⁻¹	4.4 kW (6.0 hp) at 4,500 min ⁻¹	Rear-wheel drive 2.4 km/h	By wheel 55 – 80 mm, 2 and 4 x	58 kg L 195 cm, W 89 cm, H 99 cm	G06300102
AS 21 2T ES	51 cm	AS 2-stroke ES, 165 cm ³	4.0 kW (5.4 hp) at 3,800 min ⁻¹	4.4 kW (6.0 hp) at 4,500 min ⁻¹	Rear-wheel drive 2.4 km/h	By wheel 55 – 80 mm, 2 and 4 x	54 kg L 195 cm, W 74 cm, H 99 cm	G06100103
AS 21 4T Comfort	51 cm	B&S 850 PXi 4 stroke, 190 cm ³	3.6 kW (4.9 hp) at 3,300 min ⁻¹	4.1 kW (5.6 hp) at 3,600 min ⁻¹	Rear-wheel drive 3.0 km/h	By wheel 55 – 80 mm, 2 and 4 x	50 kg L 200 cm, W 74 cm, H 99 cm	G06100102
AS 21 4T B&S	51 cm	B&S 850 PXi 4 stroke, 190 cm ³	3.6 kW (4.9 hp) at 3,300 min ⁻¹	4.1 kW (5.6 hp) at 3,600 min ⁻¹	Rear-wheel drive 3.0 km/h	By wheel 55 – 80 mm, 2 x	41 kg L 165 cm, W 71 cm, H 99 cm	G06100101

Accessories overview see page 85

AS 63 EAllmäher



The AS 63 EAllmäher: Probably the most extreme battery-powered mower in the world. Made for high grass up to 100 cm. Maximum possible slope capability. Differential lock. Automatic parking brake. Reduction gear with infinitely variable speed. Optimal weight and balance. Powered by the strongest battery powerhead and equipped with the most powerful portable batteries. The limits of the machine? Extreme!

The improvement of “2-stroke” is “no-stroke”. The AS-Motor Allmähers with 2-stroke engines are legendary in landscape maintenance. Their suitability for slopes, power-to-weight ratio and manoeuvrability in difficult terrain remain unrivalled to this day. Only the latest battery technology can cope with this extreme use. Fully slope suitable without any theoretical slope limits at even higher torque of the brushless AS-Motor Electric motor.

When it comes to well-being for users and the environment, the battery-powered Allmäher is advancing into uncharted territories. Annoying noise for users and the environment, tiring vibrations, harmful exhaust fumes and the hazardous handling of fuels are now a thing of the past.

When it comes to area performance, comfort and safety, the AS-Motor all-mowers make brushcutters look old. In a study conducted by the University of Hohenheim, the AS 63 achieved a 2.6 times higher area performance than a professional handheld brushcutter. The additional purchase price pays for itself in a very short time and the user sees the benefits immediately.

Watch our videos on
YouTube



MULCHING KIT

Optional accessory for an even finer mulching result and a more uniform cutting pattern on lawn-like areas with grass up to 30 cm high.



BLADE SYSTEM

Double-blade system for an outstanding cutting finish and good mulching effect. Heavy duty blade support with triple ball-bearings.



ENGINE PROTECTION

Motor crankshaft and bladeshaft are separated: Motor protection on impacts.



BACKPACK BATTERY

Optional connection for backpack battery, thus 1.568 Wh additional energy. AS 21, 62 and 63 E-Allmäher.



VARIOMATIC

The speed regulator enables variable adjustment of the drive speed.



EASY TRANSPORT

Compact: the AS 62 and 63 are foldable for transport. Min. height: 70 cm.



TWIN TYRES, OPTIONAL

Twin tyres with quick-release fasteners are optionally available for steep slopes. (AS 63).



AS-MOTOR ELECTRIC 56V LITHIUM ION

Newly developed, brushless, high-performance electric motor. Power like a 200 cc petrol engine. 3,460 Watt maximum power.



POWERFUL Li-ION BATTERY

EGO 56 Volt ARC Li-Ion battery. Most powerful hand battery with 10 Ah or 12 Ah, 560 or 672 Wh. Fast charging time of only (60)/70 (74)/84 min. with (CH7000E)/CH5500E.



AS 62 EAllmäher

The high grass mower with electric drive for flat and slightly hilly terrain. Excellent mowing performance, extremely agile.



TECHNICAL SPECIFICATIONS

Model	Cutting width	Engine	Rated voltage	Maximum voltage	Wheel drive, speed	Cutting height adjustment	Weight, dimensions	Item number
AS 63 EAllmäher	61 cm	AS-Motor Electric 56V Lithium Ion	50.4 Volt	56 Volt	Variomatic 1.6 – 3.6 km/h Rear-wheel drive	Front variable, rear 4-position, 50 – 100 mm	74 kg (without batteries) L 191 cm, W 70 cm, H 99 cm	G60000106 without batteries and charger
AS 62 EAllmäher	61 cm	AS-Motor Electric 56V Lithium Ion	50.4 Volt	56 Volt	Variomatic 1.8 – 4.0 km/h Rear-wheel drive	Front variable, rear 4-position, 50 – 100 mm	68 kg (without batteries) L 191 cm, W 70 cm, H 99 cm	G60000203 without batteries and charger

Batteries, charger and holder for back pack battery see accessories.

Accessories overview see page 86



AS 63 2T ES

Mulch and mow in one step
The cross-blade system of the AS 63 Allmäher® easily cuts and chops even high growth and impresses with its outstanding cutting performance and excellent mulching result.

Permanent traction, manoeuvrability and safety
The robust transmission with limited-slip differential ensures reliable propulsion and enables safe working even on difficult, steep terrain and on wet soil.

Conical mower hood – perfect cut
The conical, rear-taper mower deck, as well as the pivot wheels attached outside of the cutting pattern, ensure an optimal inflow of the material that will be cut by the cross-blade. Through this design the grass is cut in a relatively upright, ideal position, with excellent cutting and mulching results.

Steep slope power, high performance, safety and easy handling
The low weight (approx. 78 kg), good ergonomics with anti-vibration system and powerful, robust motorisation make the AS 63 the ideal mower on slopes. As such, the 2-stroke engine variant is extremely powerful and offers extreme climbing ability. The redesigned 2-stroke engine is equipped with a convenient EasyStart function.

Your safety is important to us!
The AS 63 has an automatic speed limiter for driving downhill, an automatic limited-slip differential and an automatic parking brake that engages when releasing the traction drive.

More info:

Watch our videos on YouTube



MULCHING KIT
Optional accessory for an even finer mulching result and a more uniform cutting pattern on lawn-like areas with grass up to 40 cm high.



VIBRATION DAMPING
Through vibration and impact damping, hand-arm vibration is reduced to a minimum.



BLADE SYSTEM
Double-blade system for an outstanding cutting pattern and good mulching effect. Heavy duty blade support with triple ball-bearing.



VARIOMATIC
The speed regulator enables variable adjustment of the drive speed.



TWIN TYRES, OPTIONAL
Twin tyres with quick-release fasteners are optionally available for steep slopes (not for AS 63 4T Honda).



EASY TRANSPORT
Compact: the AS 62 and 63 are foldable for transport. Min. height: 70 cm.



AS 63 4T B&S
Equipped with the smooth-running B&S 4-stroke engine with 190cc.

More info:

AS 62 4T B&S
The high grass mower for the ambitious private users. Excellent mowing performance, extremely manoeuvrable, for flat areas and slightly hilly terrain.

More info:

Vertical service position
Easy access for cleaning and servicing.

TECHNICAL SPECIFICATIONS

Model	Cutting width	Engine	Rated power	Maximum engine power	Wheel drive, speed	Cutting height adjustment	Weight, dimensions	Item number
AS 63 2T ES	61 cm	AS 2-stroke ES, 165 cm³	4.0 kW (5.4 hp) at 3,800 min⁻¹	4.4 kW (6.0 hp) at 4,500 min⁻¹	Variomatic 2.0 – 4.0 km/h Rear-wheel drive	Front variable, rear 4-position, 50 – 100 mm	78 kg L 191 cm, W 70 cm, H 99 cm	G60000105
AS 63 4T B&S	61 cm	B&S 4-stroke, 850PXi, 190 cm³	3.7 kW (5.1 hp) at 3,600 min⁻¹	4.1 kW (5.6 hp) at 3,600 min⁻¹	Variomatic 1.8 – 3.8 km/h Rear-wheel drive	Front variable, rear 4-position, 50 – 100 mm	74 kg L 191 cm, W 70 cm, H 99 cm	G60000104
AS 62 4T B&S	61 cm	B&S 4-stroke, 850PXi, 190 cm³	3.7 kW (5.1 hp) at 3,600 min⁻¹	4.1 kW (5.6 hp) at 3,600 min⁻¹	Variomatic 1.8 – 3.8 km/h Rear-wheel drive	Front variable, rear 4-position, 50 – 100 mm	66 kg L 191 cm, W 70 cm, H 99 cm	G60000202

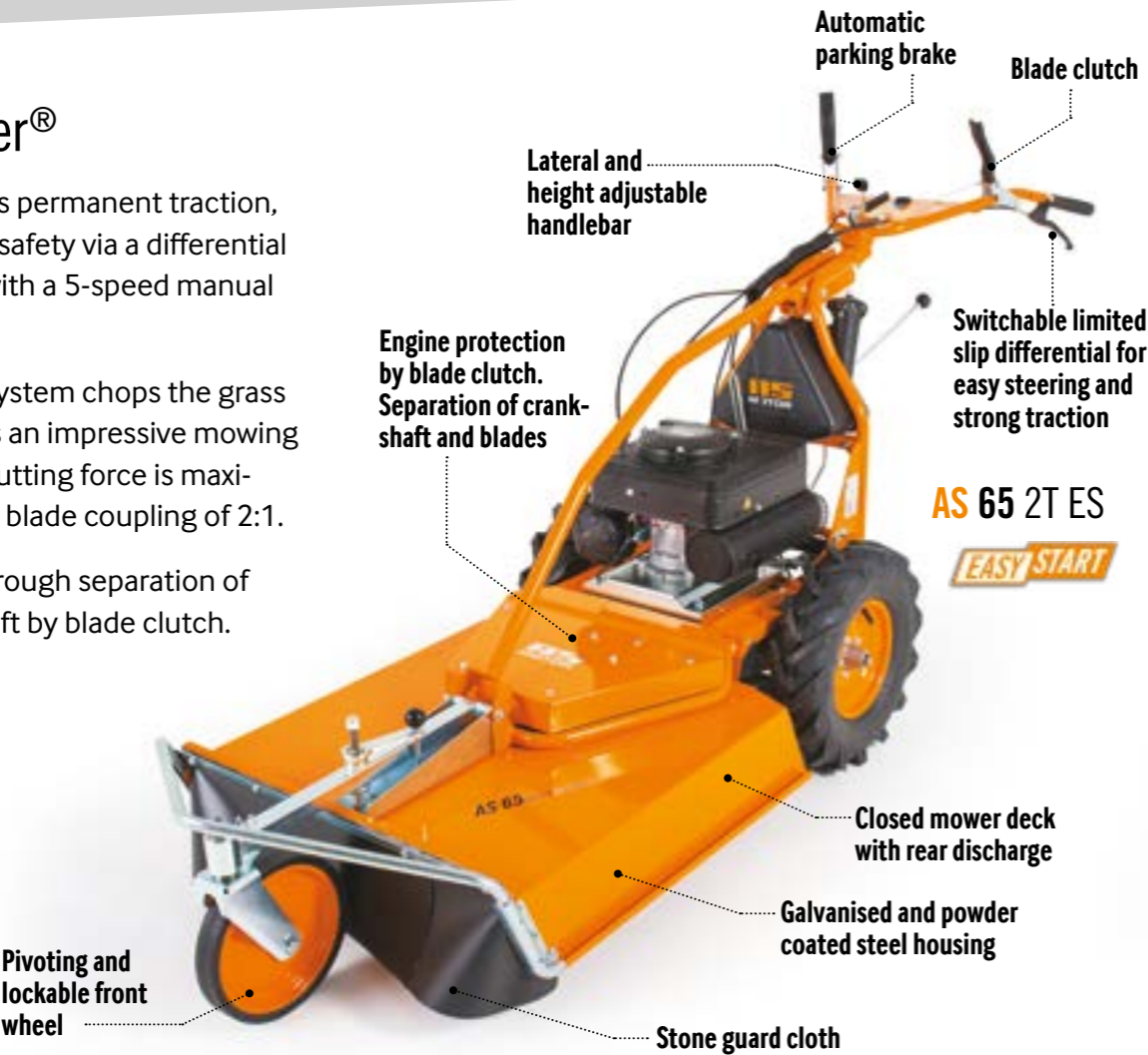
Accessories overview see page 86

AS 65 Allmäher®

The AS 65 guarantees permanent traction, manoeuvrability and safety via a differential lock in conjunction with a 5-speed manual transmission.

The AS-cross-blade system chops the grass reliably and produces an impressive mowing power, wherein the cutting force is maximised by an engine / blade coupling of 2:1.

Engine protection through separation of engine and blade shaft by blade clutch.



Watch our videos on
YouTube



BLADE SYSTEM

The AS-cross-blade system cuts and chops at the same time, even high grass and undergrowth.



HEIGHT ADJUSTMENT

Easy, central cutting height adjustment, variable 50 – 100 mm.



MANUAL TRANSMISSION

The 5-gear manual transmission with reverse-gear and differential lock ensures optimal drive even in difficult terrain.



AUTOMATIC BRAKE

When releasing the drive lever the machine will immediately stop even on steep slopes.

TECHNICAL SPECIFICATIONS

Accessories overview see page 86

Model	Cutting width	Engine	Rated power	Maximum engine power	Wheel drive, speed	Cutting height adjustment	Weight, dimensions	Item number
AS 65 2T ES	65 cm	AS 2-stroke ES, 165 cm³	4.0 kW (5.4 hp) at 3,800 min⁻¹	4.4 kW (6.0 hp) at 4,500 min⁻¹	Rear-Wheel drive 1.4–4.1 km/h, reverse 1.9 km/h	central, 50–100 mm variable	114 kg L 220 cm, W 71 cm, H 99 cm	G06700102
AS 65 4T B&S with oil- and fuel pump	65 cm	B&S 4-stroke Series 3 INTEK, 344 cm³	7.6 kW (10.3 hp) at 3,300 min⁻¹	9.7 kW (13.0 hp) at 3,600 min⁻¹	Rear-Wheel drive 1.6–5.1 km/h, reverse 2.4 km/h	central, 50–100 mm variable	125 kg L 220 cm, W 71 cm, H 99 cm	G06700008

AS 73 Allmäher®

With this Allmäher®, you have a choice via Vario Speed: a faster blade speed to achieve a finer mulching result or a slower blade speed for higher torque in a tougher environment – an essential advantage when mowing less frequently cut, thick and tall grass.

Strong mowing performance with a high-torque B&S OHV engine, 5-speed rear-wheel drive and differential lock.



Watch our videos on
YouTube



BLADE SYSTEM

The AS-cross-blade system cuts and chops at the same time, even high grass and undergrowth.



TWO BLADE SPEEDS

Switchable blade speed (Vario-speed). Highspeed for lower grass and top mulching. Low speed for high cutting power in dense grass and scrub.



REAR WHEELS

Low pressure tyres for strong traction on loose ground and slopes.



CUTTING HEIGHT ADJUSTMENT

The cutting height adjustment is simple, central and infinitely variable.

TECHNICAL SPECIFICATIONS

Accessories overview see page 86

Model	Cutting width	Engine	Rated power	Maximum engine power	Wheel drive, speed	Cutting height adjustment	Weight, dimensions	Item number
AS 73 4T B&S	73 cm	B&S 4-stroke, Series 3 INTEK, 344 cm³	7.6 kW (10.3 hp) at 3,300 min⁻¹	9.7 kW (13.0 hp) at 3,600 min⁻¹	Rear-Wheel drive 1.6–5.1 km/h, reverse 2.4 km/h	central, 50–100 mm variable	135 kg L 224 cm, W 79 cm, H 99 cm	G06700001

AS-MOTOR FLAIL MOWERS

THE ROBUST WAY TO MOW

Fewer mowing intervals are beneficial for flora and fauna. In general, a maximum of two mowings are recommended for extensive green space maintenance. However, the lower the maintenance rhythm, the higher the technical demands on the machines. For example, with only one annual mowing, at the end of the vegetation phase in September, the mower must be able to handle an enormous amount of biomass.

At this late stage, most insects have already disappeared, many grasses are already dry and emerging scrub is already woody. This is precisely where flail mowers are most often used. A flail mower has enormous cutting power in matted and dense vegetation. At the same time, it shreds the cuttings evenly and finely enough for micro-organisms to decompose until the onset of winter. Covering the area with rotting clippings is avoided. Flail mowers achieve the highest area output in this field of application - even higher than comparable rotary mowers.

Another advantage of flail mowers is their technical robustness in the event of collisions with hidden foreign objects. Over the course of a whole year, quite a bit of rubbish and litter can accumulate on public areas. In overgrown areas, structural obstacles are also difficult or impossible for the user to recognise. If the worst comes to the worst, the flail mower has an advantage. Its pairs of flails, which are attached to the horizontal rotor in an oscillating fashion, hit the foreign object, but can fold away and take evasive action. Compared to rotary mowers, the risk of damage to blades and machinery is significantly reduced. The reduced risk of downtime, together with the high area output and enormous cutting power, make the flail mower the preferred machine of professionals, municipalities and service providers.

IN FOCUS: THE FLAIL MOWER AS 901 SM

With its cutting width of 90 cm, the AS 901 SM achieves a maximum area output of max. 3,600 m² per hour. With its ingenious mechanical single-wheel steering brake with differential lock, it can be steered without any effort from the operator. With a weight of only 215 kg, its low centre of gravity and perfect weight distribution on the front and rear axles, it climbs steep slopes without any problems.

Optionally, the outer wheel of the standard double tyres can be replaced by a steel wheel and the climbing ability can be increased even further. The performance of this professional machine is only revealed to the user during a demonstration under real conditions. You will be amazed.

ECO-TIP: The insect scare device for AS 901SM and AS 701 SM scares away insects and small animals in front of the machine. (See accessories page 75)



AS 901 SM

Robust flail mowing deck with twenty-six 3 mm thick Y-flails. Precise, safe and convenient working guaranteed by the unique mechanic single wheel steering system which combines brake and clutch at the same time, finely with a staged 5-speed manual transmission with differential lock and reverse gear and large agricultural dual tyres.

The low weight, the low centre of gravity, the perfect balance and the steering brake make the AS 901 SM the perfect slope mowing machine for professionals.



Certified stone-throw protection



Watch our videos on YouTube

TECHNICAL SPECIFICATIONS

Model	Cutting width	Engine	Rated power	Maximum engine power	Wheel drive, speed	Cutting height adjustment	Weight, dimensions	Item number
AS 901 SM	90 cm	B&S 4-stroke, 2-cylinder Vanguard, V-Twin 480 cm³	10.7 kW (14.5 hp) at 3,500 min⁻¹	11.9 kW (16.0 hp) at 3,600 min⁻¹	Rear-Wheel drive 1.2 – 4.0 km/h, reverse 1.8 km/h	central 10 – 100 mm, 6 x	215 kg L 220 cm, W 104 cm, H 105 cm	G90100001

Accessories overview see page 87



FLAIL SYSTEM

Steel housing with horizontal flail mowing deck, 20 respectively 26 pairs of Y-flails cut and mulch up grass and scrub. Double-safety stone guard to the back.



HEIGHT ADJUSTMENT

Easy height adjustment of the mower deck via lever.



MACHINE CONTROL

Turn on a sixpence, the steering clutch makes it possible.



MANUAL TRANSMISSION

The 5-gear manual transmission with differential lock, ensures optimal drive even on a wet surface.

AS 701 SM



Certified stone-throw protection



TECHNICAL SPECIFICATIONS

Model	Cutting width	Engine	Rated power	Maximum engine power	Wheel drive, speed	Cutting height adjustment	Weight, dimensions	Item number
AS 701 SM	70 cm	B&S 4-stroke, 1-cylinder Series 3 Intek, 344 cm³	7.6 kW (10.3 hp) at 3,300 min⁻¹	9.7 kW (13.0 hp) at 3,600 min⁻¹	Rear-Wheel drive 1.1 – 3.6 km/h, reverse 1.7 km/h	central 10 – 100 mm, 6 x	196 kg L 220 cm, W 84 cm, H 105 cm	G90100701

Accessories overview see page 87

AS-MOTOR DRUM MOWERS



ANIMAL FEED PRODUCTION MADE EASY

AS-Motor drum mowers cut the grass at full length very close to the soil surface and place it in neat rows, as swaths. Collecting the cut grass is then very simple and the hassle of raking the grass is completely eliminated. In terms of work pace and comfort our drum mowers make outdated cutter bars obsolete.

AS 585 EKM


**AS-MOTOR
ELECTRIC**



AS 700 KM



Watch our videos on
YouTube



BLADE SYSTEM

Drum mower disc with double-edge sharpened and hardened blades. Usable on both sides.



UNIFORM SWATHS

AS drum mowers leave grass unchopped, thereby creating an inexpensive source of healthy pet and animal feed.

TECHNICAL SPECIFICATIONS

Accessories overview see page 87

Model	Cutting width	Cutting height	Engine	Rated voltage	Maximum voltage	Rated power	Maximum engine power	Wheel drive, speed	Weight, dimensions	Item number
AS 585 EKM	62 cm	30 mm fixed	AS-Motor Electric 56V Lithium Ion	50.4 Volt	56 Volt		3,470 Watt	ap. 2.7 and 2.4 km/h	ap. 65 kg (w/o batteries) L 173 cm, W 82 cm, H 119 cm	G05900106
AS 585 KM	62 cm	30 mm fixed	4-stroke OHV, XP 200, 196 cm³			3.0 kW (4.4 hp) at 3,200 min⁻¹	3.6 kW (4.8 hp) at 3,800 min⁻¹	2.4 km/h	66 kg L 173 cm, W 82 cm, H 119 cm	G05900105
AS 700 KM	70 cm	30 mm fixed	4-stroke engine, HONDA GCVx 201 cm³			3.1 kW (4.2 hp) at 3,000 min⁻¹	3.9 kW (5.3 hp) at 3,600 min⁻¹	Mechanical manual gearbox, 4-speed with reverse gear 1.88 - 2.76 - 3.29 - 4.57 km/h	86 kg L 174 cm, W 72 cm, H 149 cm	G05900107



AS-MOTOR IMPLEMENT CARRIER AND ATTACHMENTS

“MAKE HAY WHILE THE SUN IS SHINING!” PROVERBIAL WISDOM.

“Let it bloom longer and mow later”—is the current trend. Today, in particular, infrequently (extensively) maintained marginal areas are valuable habitats for a variety of plant and animal species. To preserve these areas and develop them ecologically in the interest of biodiversity, requires an individual care concept that is appropriate for the respective location.

In this regard the principle behind all measures is: As much care as necessary, as little intervention as possible. Minimising the number of yearly mowings (max. 1-2 mowings per year) combined with selectively collecting hay or targeted emaciation of soil, favours the biodiversity of flora. At the same time it is also important to protect insects, small creatures and other animals and not abruptly and permanently damage their habitat.

However, increasing scrub encroachment must be prevented in every case, otherwise biodiversity of flora and fauna will be reduced. Not mowing and not maintaining are not alternatives.

IN FOCUS: THE AS 600 MULTIPRO IMPLEMENT CARRIER WITH DOUBLE-KNIFE CUTTER BAR

Oscillating grass cutting technologies, better known as cutter bar mowers, are particularly gentle on insects and small creatures when mowing. The triangular blades that run counter to each other cleanly cut off the grass, like a pair of scissors. Grasses and plants remain unchopped, full-length on the surface and start drying. In good weather conditions, the grass can quickly dry and then through windrowing and collecting it can be used as hay.

Cuttings can be removed manually with a loading vehicle or bale press. For the new AS 600 MultiPro there are two double-blade cutter bars to choose from. For this type of cutter bar the upper and lower cutting blades move counter to each other. The advantages in this regard are less vibrations, no clogging and high mowing speed.



For detailed information
about **ecologically oriented**
green space maintenance:



AS 600 MultiPro – the versatile implement carrier

Eco-friendly, extensive grassland care saves time and money. Particularly when you can also use the machine that is required in this regard for other applications. For the AS 600 MultiPro there is also a flail mower for matted grass and undergrowth, as well as a sweeping brush for cleaning paths and public places, a snow blade and a belt rake.



Illustration with ESM double knife cutter bar

More info:

Watch our videos on

Accessories overview see page 88

TECHNICAL SPECIFICATIONS

Model	Engine	Rated power	Maximum engine power	Wheel drive, speed	Weight, dimensions	Item number
AS 600 MultiPro Implement carrier	Honda GX 270 OHV, 270 cm³	5.6 kW (7.6 hp) at 2,900 min⁻¹	6.3 kW (8.6 hp) at 3,600 min⁻¹	Hydrostat, foreward: 0 – 5.3 km/h reverse: 0 – 2.4 km/h	90 kg L 200 cm, W 80 cm, H 97 cm	G90900101



- ESM CUTTER BAR
- Professional double knife cutter bar 126 cm
 - 2-fold oscillating guide-levers BIDUX-system
 - High-quality centre drive in oil bath
 - Blade stroke relative 84 mm
 - Tooth pitch 70/84 mm, smooth
 - Particularly low-vibration and quiet operation
 - High mowing speed up to 5 km/h
 - No clogging
 - Suitable for all types of grasses
 - Easy maintenance



- LOSI CUTTER BAR
- Robust double knife cutter bar 117 cm
 - Single swing arm guide levers on upper knife
 - Robust centre drive in oil bath
 - Blade stroke relative 85 mm
 - Tooth pitch 85/42.5 mm, toothed
 - High mowing speed
 - Especially suitable for medium and coarse (rough) grass



- FLAIL MOWER DECK
- Y-flails for high grass and scrub up to 80 cm
 - Continuous cutting height adjustment
 - Lockable front wheels
 - Service stand



- BELT RAKE
- Working width 120 cm
 - Working height infinitely variable
 - 10 steel rakes with 310 mm spacing
 - Adjustable swathing cloth
 - Double V-belt drive
 - Support stand
 - Swivelling front wheels
 - Particularly suitable for collecting the cuttings on flowering meadows



- SWEEPING BRUSH
- Sweeping width 100 cm
 - Brush diameter 400 mm
 - Pivotable left/right
 - Height-adjustable wheels
 - Strong brushing power
 - Ideal for sweeping and cleaning after mechanical weed removal and winter service



- SNOW BLADE
- Sturdy construction
 - Max. working width 100 cm
 - Blade height 49 cm
 - Left / right swivelling 15°/30°/45°
 - Replaceable sturdy plastic scraper bar

TECHNICAL SPECIFICATIONS

Modell	Working width	Cutting height	Height adjustment	Cutting system	Weight	Item number
ESM cutter bar	126 cm	4 – 12 cm	stepless via skids	Double blade 70/84, smooth	64 kg	G90900102
LOSI cutter bar	117 cm	4 – 12 cm	stepless via skids	Double blade 85/42.5, toothed	49 kg	G90900103
Flail mower deck	68 cm	3 – 11 cm	stepless via crank	Rotor with 16 pairs of y-flails	70 kg	G90900104
Sweeping brush	100 cm	—	stepless via cranks	—	61 kg	G90900105
Snow blade	100 cm	—	—	—	51 kg	G90900108
Belt rake	120 cm	—	stepless via front wheels	—	65 kg	G90900109

Accessories overview see page 88



AS-MOTOR RIDE-ON MOWERS

MAXIMUM COMFORT FOR EXTRAORDINARY TASKS

Lawn tractors are not designed to mow meadows, and certainly not dense growth. Clogged mower decks, smoking belts and bent blades are often the result.

As such, AS-Motor created the ride-on Allmäher which combines the comfort and the work rate of a lawn tractor with the cutting force and all-terrain mobility of AS-Motor's well-known Allmäher. Essential design features include a solid blade system, drive gear ratios, a low centre of gravity and drive and cooling systems which ensure endurance and performance.

AS-Motor offers eleven different models depending on the operator's needs. 2WD models are the right choice for agility and high work rates on level terrain, while the permanent all-wheel drive of the AS 940 Sherpa make it the preferred tool of landscape gardeners, municipalities and service providers on steep slopes and difficult terrain.

Model	Cutting width	Max. height of vegetation	Drive	Engine variants	Differential lock	Mowing deck	Blade system
AS 799 Rider	80 cm	60 cm	2WD	B&S	—	Rear discharge	Single-blade, fixed
AS 800 Freerider	80 cm	80 cm	2WD	B&S	●	Rear discharge	Cross-blade, fixed
AS 900 Enduro	90 cm	120 cm	2WD	B&S	●	Side discharge	Single-blade (exchangeable blade tips)
AS 915 Sherpa 2WD	90 cm	120 cm	2WD	Loncin	●	Surfing, rear discharge	Cross-blade (pendulum-blades below)
AS 920 Sherpa 2WD	90 cm	150 cm	2WD	B&S or Loncin	●	Surfing, reinforced, rear discharge	Cross-blade (pendulum-blades below)
AS 920 ESherpa 2WD	90 cm	150 cm	2WD	FUSIONCORE Electric	●	Surfing, reinforced, rear discharge	Cross-blade (pendulum-blades below)
AS 940 Sherpa 4WD	90 cm	150 cm	4WD	B&S or Loncin	●	Surfing, reinforced, rear discharge	Cross-blade (pendulum-blades below)
AS 940 Sherpa 4WD XL	90 cm	150 cm	4WD	B&S or Loncin	●	Surfing, reinforced, rear discharge	Cross-blade (pendulum-blades below)
AS 940 Sherpa 4WD RC	90 cm	150 cm	4WD	B&S	●	Surfing, reinforced, rear discharge	Cross-blade (pendulum-blades below)
AS 1040 YAK 4WD	100 cm	150 cm	4WD	Vanguard	●	Surfing, rear discharge	28 pairs of Y-Flails
AS 1040 YAK 4WD XL	100 cm	150 cm	4WD	Vanguard	●	Surfing, rear discharge	28 pairs of Y-Flails

ECO-TIP: The insect scare device scares away insects and small animals in front of the machine. Available for AS Sherpa and AS YAK. (See accessories page 88/89)





CUTTING HEIGHT ADJUSTMENT
Four step adjustment with transport-position and safety blade stop.



SEATING COMFORT
For the models AS 799 and AS 800 an optional seat suspension system is available. Adjustable, with gas-pressure damper.
(AS 799 from serial no. 0301 17 10 0001, AS 800 from serial no. 0300 17 10 0001)



TRANSMISSION
Variable hydrostatic transmission — forward/reverse with differential lock and rear wheel brake (Differential lock only with AS 800).



BLADE SYSTEM
Cross-blade mulching system. One cutting blade with upper mulching blade and triple ball bearing blade support (AS 800).



BLADE SYSTEM
Closed mower deck with single-blade system with triple ball bearing blade support (AS 799).

AS 799 RIDER



AS 800 FREERIDER



AS 799 RIDER / AS 800 FREERIDER

Take a seat and get started. Our AS 799 and AS 800 provide an easy entry into our family of AS ride-on mowers. Ambitious private users that need to mow large areas, slightly rolling terrain (AS 800) and around obstacles will love these machines. Grass and weeds up to 80 cm (AS 800) are no problem at all.



TECHNICAL SPECIFICATIONS

Accessories overview see page 88

Model	Cutting width	Engine	Rated power	Maximum engine power	Wheel drive, speed	Cutting height adjustment	Weight, dimensions	Item number
AS 799 Rider	80 cm	B&S 4-stroke, Series 3 Powerbuilt, 344 cm³	6.5 kW (8.8 hp) at 3,200 min⁻¹	7.8 kW (10.6 hp) at 3,600 min⁻¹	Hydrostat variable forward: 0–8.0 km/h reverse: 0–6.0 km/h	central 35–85 mm, 4 x	204 kg L 170 cm, W 87 cm, H 96 cm	G06800102
AS 800 FreeRider	80 cm	B&S 4-stroke, Series 3 INTEK, 344 cm³	7.6 kW (10.3 hp) at 3,200 min⁻¹	9.7 kW (13.0 hp) at 3,600 min⁻¹	Hydrostat variable forward: 0–8.0 km/h reverse: 0–6.0 km/h	central 35–85 mm, 4 x	231 kg L 170 cm, W 87 cm, H 96 cm	G06800101

AS 900 ENDURO



DIFFERENTIAL LOCK

Differential lock for strong traction in rough terrain. Lockable parking brake on rear axle.



BLADE SYSTEM

Mono-blade system with exchangeable blade tips and side ejection.



COMFORT

Comfortable and ergonomically optimised sitting position with AS-Motor bucket seat. Optional seat suspension available.



BUMPER

Robust bumper protects axles, steering and wheels.

TECHNICAL SPECIFICATIONS

Accessories overview see page 88

Model	Cutting width	Engine	Rated power	Maximum engine power	Wheel drive, speed	Cutting height adjustment	Weight, dimensions	Item number
-------	---------------	--------	-------------	----------------------	--------------------	---------------------------	--------------------	-------------

AS 900 Enduro	90 cm	B&S 4-stroke, 2-Zylinder, Series 7 INTEK, 656 cm³	11.1 kW (15.1 hp) at 3,300 min⁻¹	11.9 kW (16.2 hp) at 3,600 min⁻¹	Hydrostat Variable, forward: 0 – 10.0 km/h reverse: 0 – 9.5 km/h	central 50 – 90 mm, 4 x	298 kg, L 183 cm, W 100 cm, H 95 cm	G06600102
---------------	-------	---	----------------------------------	----------------------------------	--	-------------------------	-------------------------------------	-----------

AS 915 SHERPA 2WD



CROSS-BLADE SYSTEM

AS high grass mowing deck with interchangeable swing blades and fixed upper mulching blade.



NARROW TURNING CIRCLE

Pendulum front axle and smooth steering for agile driving behaviour. Inner turning radius of just 65cm.



ROBUST ENGINE

Professional 22 hp 2-cylinder 4-stroke engine with fuel and oil pump. Easy access to oil dipstick and air filter.



SURFING MOWER DECK

The Sherpa mower deck is designed to follow uneven ground and edges with a surfing vertical movement providing additional ground clearance and avoiding ground contact with the blades.

TECHNICAL SPECIFICATIONS

Accessories overview see page 88

Model	Cutting width	Engine	Rated power	Maximum engine power	Wheel drive, speed	Cutting height adjustment	Weight, dimensions	Item number
-------	---------------	--------	-------------	----------------------	--------------------	---------------------------	--------------------	-------------

AS 915 Sherpa 2WD	90 cm	Loncin LC2P77F 2-cylinder, 4-stroke, 656 cm³	15.6kW (21.2hp) at 3,400 min⁻¹	16.0 kW (21.7 hp) at 3,600 min⁻¹	2-wheel drive Hydrostat variable, forward: 0 – 10.5 km/h reverse: 0 – 8.2 km/h	central 50 – 105 mm, 5 x	274 kg L 191 cm, W 98 cm, H 100 cm	G06900700
-------------------	-------	--	--------------------------------	----------------------------------	--	--------------------------	------------------------------------	-----------

AS 940 SHERPA 4WD XL / AS 940 SHERPA 4WD / AS 920 SHERPA 2WD

Terrain too rough for a normal ride-on mower? No problem. Grass and brush up to 1.5m high are no match for the AS 940 Sherpa’s powerful engine, permanent all-wheel drive, differential lock and the AS cross-blade cutting system. A robust yet agile design and low centre of gravity make the Sherpa rock-solid on slopes and rough terrain.

Our engineers have packed the best of 65 years’ experience into this machine, which is why the Sherpa is the preferred high-grass ride-on mower for professional use on slopes and rough-terrain. For even more demanding terrain the Sherpa is now available in XL – large agricultural tyres provide even higher ground clearance and stability. **All AS 920/940 models available in two engine options.**

AS 940 SHERPA 4WD XL

XL wheel size
front: 4.80/4.00-8
rear: 20x10.00-8

Drive lever with integrated parking brake and cruise control

Folding bar

2-cylinder engine with oil and fuel pump

All-round, tubular steel frame with integrated lashing points

17 litre tank with reserve function for long range

Switchable differential lock for maximum traction

Reinforced surfing mower deck moves vertically to avoid ground contact, optional mulching kit

XL tyres for increased ground clearance, filled with liquid tyre sealant by series

Permanent 4WD drive

Watch our videos on YouTube



BLADE SYSTEM

Reinforced AS high grass mowing deck with interchangeable blades and upper cross-blade. Shown with optional mulching kit.



COMFORT AT ITS BEST

Leg room for tall operators, unique AS one hand driving lever with integrated parkbrake, adjustable seat suspension, side guards and smooth steering.



ALL-WHEEL DRIVE

Permanent all-wheel drive, better traction up- and down-hill, more secure brake impact (does not apply for AS 915 and AS 920 Sherpa 2WD).



SURFING MOWER DECK

The Sherpa mower deck is designed to follow uneven ground and edges with a surfing vertical movement providing additional ground clearance and avoiding ground contact with the blades.

AS 940 SHERPA 4WD

With ATV-tyre tread, wheel size standard
front: 15x5.00-6
rear: 18x9.50-8



AS 920 SHERPA 2WD

The Sherpa with 2-wheel drive for terrain with moderate slopes. It offers agile driving behaviour thanks to a turning radius of just 65 cm and a top speed of 10.5 km/h.



TECHNICAL SPECIFICATIONS

Accessories overview see page 88/89

Model	Cutting width	Engine	Rated power	Maximum engine power	Wheel drive, speed	Cutting height adjustment	Weight, dimensions	Item number
AS 940 Sherpa 4WD XL B&S	90 cm	B&S 4-stroke 2-cylinder, Professional Series 8, 724 cm³	16.5 kW (22.4 hp) at 3,300 min⁻¹	20.1 kW (27 hp) at 3,600 min⁻¹	Permanent all-wheel drive Hydrostat variable, 0–6.7 km/h	central 80–135 mm, 5 x	298 kg L 191 cm, W 106 cm, H 156 cm	G06900730
AS 940 Sherpa 4WD XL Loncin	90 cm	Loncin LC2P77F 4-stroke 2-cylinder, 708 cm³	15.6 kW (21.2 hp) at 3,400 min⁻¹	16.0 kW (21.7 hp) at 3,600 min⁻¹	Permanent all-wheel drive Hydrostat variable, 0–6.7 km/h	central 80–135 mm, 5 x	302 kg L 191 cm, W 106 cm, H 156 cm	G06900731
AS 940 Sherpa 4WD B&S	90 cm	B&S 4-stroke 2-cylinder, Professional Series 8, 724 cm³	16.5 kW (22.4 hp) at 3,300 min⁻¹	20.1 kW (27 hp) at 3,600 min⁻¹	Permanent all-wheel drive Hydrostat variable, 0–6.2 km/h	central 50–105 mm, 5 x	290 kg L 191 cm, W 98 cm, H 152 cm	G06900720
AS 940 Sherpa 4WD Loncin	90 cm	Loncin LC2P77F 4-stroke 2-cylinder, 708 cm³	15.6 kW (21.2 hp) at 3,400 min⁻¹	16.0 kW (21.7 hp) at 3,600 min⁻¹	Permanent all-wheel drive Hydrostat variable, 0–6.2 km/h	central 50–105 mm, 5 x	294 kg L 191 cm, W 98 cm, H 152 cm	G06900721
AS 920 Sherpa 2WD B&S	90 cm	B&S 4-stroke 2-cylinder, Professional Series 8, 724 cm³	16.5 kW (22.4 hp) at 3,300 min⁻¹	20.1 kW (27 hp) at 3,600 min⁻¹	2-wheel drive Hydrostat variable, 0–10.5 km/h	central 50–105 mm, 5 x	280 kg L 191 cm, W 98 cm, H 152 cm	G06900710
AS 920 Sherpa 2WD Loncin	90 cm	Loncin LC2P77F 4-stroke 2-cylinder, 708 cm³	15.6 kW (21.2 hp) at 3,400 min⁻¹	16.0 kW (21.7 hp) at 3,600 min⁻¹	2-wheel drive Hydrostat variable, 0–10.5 km/h	central 50–105 mm, 5 x	284 kg L 191 cm, W 98 cm, H 152 cm	G06900711

NEW! AS 920 ESHERPA 2WD
THE FIRST ELECTRIC RIDE-ON BRUSH CUTTER
WITH INTERCHANGEABLE BATTERY SYSTEM.

The new **AS 920 ESHERPA 2WD** is the first high grass ride-on mower with a professional interchangeable battery system. This opens up new possibilities for emission-free, extensive green space maintenance.

PROFESSIONAL MOWING PERFORMANCE AT THE LEVEL OF A COMBUSTION MODEL

- Higher cutting power as the AS 920 Sherpa 2WD with combustion engine.
- Extremely powerful and efficient wheel drive with 600 Nm torque.
- Mechanical differential lock in case of spinning drive wheels.
- Overload protection of the proven AS Sherpa cross blade system.

QUICK-SWAP BATTERY SYSTEM FOR MULTI-USE

- Four 56V FUSIONCORE Li-ion battery packs, 4 kWh each. Total capacity, 16 kWh, gross
- Empty batteries can be replaced with full ones in a matter of seconds.
- Unlimited runtime when using additional FUSIONCORE batteries.
- Driving possible with only one battery. All 4 batteries are required for mowing.
- The FUSIONCORE batteries are fully compatible with the professional electric Zero-Turn mowers from the Ariens brand.
- Allows the batteries to be used more economically on several devices over an entire mowing season.
- Mobile, optional charging station for charging and safely transporting additional batteries outside the machine.

INNOVATIVE ENERGY AND CHARGING MANAGEMENT

- Charge wherever you want thanks to the integrated 3.3 kW fast charger.
- 0 -100 % charging in just 5 h.
- Energy recovery during braking (recuperation).
- Type 2 charging socket (charger cable not included)
- USB charging sockets for charging mobile devices.

ECONOMIC EFFICIENCY

- Significantly lower maintenance costs than a comparable model with combustion engine.
- Maintenance-free wheel and blade drive.
- Multi-use batteries - the FusionCore batteries can be used on other ARIENS brand machines.
- Extended professional warranty on batteries of 3 years.

SUSTAINABLE FOR USERS AND THE ENVIRONMENT

- 100 % electrically powered.
- Significantly reduced noise emissions and body vibrations.
- CO₂ savings by using green electrical energy.

PROVEN MACHINE CONCEPT

- Proven components of the AS Sherpa: frame, steering, surfing mower deck, controls, blade system.
- Identical driving comfort of the AS Sherpa: seat position, adjustable seat suspension, folding bar, driving lever with integrated parking brake and cruise control function.

AS-MOTOR
ELECTRIC
POWERED BY
FUSIONCORE



CHARGE WHERE THERE IS ELECTRICITY

You can charge at any public charging station, at any socket or at your own PV station. The integrated type 2 charging socket is suitable. Charging time: 0 - 100% in 5 h. (Charging cable / wallbox not included in scope of delivery).



FULL CONTROL WHEN DRIVING

We didn't have to improve anything on the control lever of the well-known AS-Motor Sherpas. We have simply adopted it. Exception: Select one of two speed ranges.



EVERYTHING IN VIEW

The integrated LED interface informs you precisely about the charge status and capacity of each battery. Hour meter integrated.



COMPATIBLE BATTERIES

The exchangeable batteries of the AS 920 E-Sherpa 2WD are compatible with the professional zero-turn mowers ZENITH E and ARROW E from Ariens.



COMPATIBLE WITH THE **ARIENS**
ZERO-TURN MOWERS **ZENITH E** AND **ARROW E**

TECHNICAL SPECIFICATIONS

Model	Cutting width	Motor	Maximum voltage	Wheel drive, speed	Cutting height adjustment	Weight, dimensions	Item number
AS 920 ESherpa 2WD	90 cm	FUSIONCORE Electric	56V	electric 2-wheel drive, variable 0 – 7 km/h 0 – 11 km/h	central 50 – 120 mm, 7 x	ap. 350 kg, with batteries L 191 cm, B 100 cm, H 152 cm	G06900510 (without batteries and charger cable)

Accessories overview see page 89

AS 1040 YAK 4WD XL, AS 1040 YAK 4WD
THE PROFESSIONAL RIDE-ON FLAIL-MOWER
STRONG, ROBUST, PERFORMS ON DIFFICULT TERRAIN

Rotary mowers and flail mowers are used for mulching tall grass. Flail mowers are particularly impressive due to their high area coverage, robustness against foreign objects and even grass distribution. The AS 1040 YAK 4WD XL is recommended for maximum ground clearance and off-road capability.

AS 1040 YAK 4WD XL

With agricultural-tyre tread, wheel size XL
front: 4.80/4.00-8
rear: 20x10.00-8



Watch our videos on
YouTube



Safety against stone throw:
confirmed by DLG, DIN EN 13524:2014,
test report 17,00687.

For detailed information
visit the **AS YAK microsite:**



SAFETY FIRST

Stable folding bar, integrated safety switch in the driver seat and panic pedal for emergency stop, ensure maximum operator safety. Lashing eyes on the device enable safe transport.



OPTIMAL ERGONOMICS

Upright sitting position, perfect steering wheel placement and legroom for operators up to 2.0 m tall. Lateral deflectors protect the operator from dense growth and thorns. Bucket seat with newly developed seat suspension.



EASY MAINTENANCE

Simple replacement of the flails and drive belt thanks to appropriate service cut-outs and openings. Fast access to all maintenance points.



COMFORTABLE TRACTION DRIVE

Variable hydrostatic drive with one-hand drive lever and integrated parking brake for fatigue-free work.



SURFING FLAIL MOWER DECK

The surfing mower deck adapts to rough and uneven terrain. Easy height adjustment through spring support.



ANTI PUNCTURE

Tubeless tyres with AS Tyre sealant "PlattfussStop." Reduces the downtime caused by punctures reliably. (All YAK models).



AS 1040 YAK 4WD

With ATV-tyre tread, wheel size standard
front: 15x5.00-6, rear: 18x9.50-8

Watch our videos on
YouTube



TECHNICAL SPECIFICATIONS

Model	Cutting width	Engine	Rated power	Maximum engine power	Wheel drive, speed	Cutting height adjustment	Weight, dimensions	Item number
AS 1040 YAK 4WD XL	100 cm	Vanguard 2-cylinder 4-stroke V-Twin 3864, 627 cm³	15.5 kW (21.1 hp) at 3,600 min⁻¹	17.2 kW (23 hp) at 3,600 min⁻¹	Permanent all-wheel drive Hydrostat variable forward: 0–7.3 km/h reverse: 0–6.8 km/h	central 30–110 mm, 7 x	351 kg L 199 cm, W 122 cm, H 162 cm (111 cm)	G90400103
AS 1040 YAK 4WD	100 cm	Vanguard 2-cylinder 4-stroke V-Twin 3864, 627 cm³	15.5 kW (21.1 hp) at 3,600 min⁻¹	17.2 kW (23 hp) at 3,600 min⁻¹	Permanent all-wheel drive Hydrostat variable forward: 0–6.8 km/h reverse: 0–6.3 km/h	central 30–110 mm, 7 x	335 kg L 199 cm, W 122 cm, H 159 cm (108 cm)	G90400101

Accessories overview see page 89

AS-MOTOR RADIO CONTROLLED MOWERS

MANY MAKE MOWERS FOR FLAT COUNTRY - FEW MAKE MOWERS FOR STEEP SLOPES

AS-Motor has been the German expert for steep slope mowers for over 66 years. In recent years, a lot has happened technically in the progressive 'evolution' of steep slope mowers. The innovative RC technology allows the user to mow steep slopes from a safe distance and away from noise, dust, heat, vibrations, pollen, thorns and exhaust fumes. Gone are the days of having to exert maximum physical effort operating a walk-behind machine. The health and safety of the user are finally the top priority, followed by efficient area performance and economical operation.

In 2016, AS-Motor presented the first remote-controlled AS 940 Sherpa RC ride-on mower. The market success of this machine far exceeded original expectations. The market for remote-controlled mowers is currently experiencing enormous growth. The logical consequence for AS-Motor is the intensive continuation of research and development with the aim of being able to offer genuine innovations in steep slope mowing. The latest result is something to be proud of.

NEW! AS 990 TAHR RC – TRACK DRIVEN ROTARY MOWER

If you want to summarise the main advantage of the new AS 990 TAHR RC in a few words, it would be:

MOW STEEP SLOPES FASTER - WITHOUT TURNING

The AS 990 TAHR RC has a major advantage. It can mow forwards and backwards. The cutting finish is identical in both directions. This fact makes it possible to dispense with turning at the end of a mown path. Only a few control commands are required to steer the machine into the next line and continue mowing without interruption. This saves a considerable amount of time, makes driving easier for the user and is reflected in a high area output. A positive side effect of not having to turn is that the ground and sward are damaged much less. Rutted, flattened and torn slopes are now a thing of the past. The optimum weight distribution of the AS 990 TAHR RC and its central, low centre of gravity make it a true climbing artist on slopes. Its easy steering, precise straight-ahead driving and intuitive controls require less attention and concentration from the operator. Long mowing sessions are less tiring. After a very short training period, the machine can be operated safely and precisely on steep slopes.

RC rotary mower or RC flail mower - which one is right for me?

- + RC rotary mower:** High area performance, easy to drive, no turning necessary, optimum traction
- + RC flail mower:** High cutting power in all types of vegetation, robust in the event of collisions with foreign objects, mowing close to the edge, compact dimensions

NEW! AS 990 TAHR RC: FASTER, STEEP MOWING WITHOUT TURNING!

CLEAN MOWING – IN ALL DIRECTIONS:

The AS 990 TAHR RC knows no “forwards” or “backwards” when mowing. Its rotary mower deck, which is open on both sides, enables a clean cut in both directions of travel and the clippings are always deposited in the same pattern. Its cutting power is impressive and corresponds to that of the well-known AS 940 SHERPA ride-on mower. The cross blade cuts and shreds grass and undergrowth up to 1.5 metres high at high speed.

DRIVE FASTER – WITHOUT TURNING ROUND:

Thanks to the combination of evenweight distribution over the full length of the crawler tracks and the maximum support width of the drive tracks, the AS TAHR is easy to drive. Its handling and low centre of gravity in the middle of the machine enable precise driving in shift lines on slopes. The AS 990 TAHR RC offers maximum possible traction both uphill and downhill and across slopes. Only its external tracks touch the ground, no skids or mower components.

SIMPLE AND ROBUST – TYPICAL AS-MOTOR

In the search for the best possible solution to a mowing task, we always adhere to our highest premises in the design: Robustness and simplicity. Complexity and vulnerability must be avoided right from the design stage. The essential elements of the AS 990 TAHR RC fulfil these requirements without compromise.

OPERATION AND MAINTENANCE – IT HAS TO PAY OFF

You don't need a heavy, oversized iron monster to mow tall grass and undergrowth on slopes quickly and efficiently. Simply dispense of hybrid power generators, hydraulic hoses, oil coolers and electronic gadgets. Concentrate on the essentials: Area coverage thanks to cutting power and high mowing speed, full slope capability up to 56°, compact dimensions, low weight and a sensible cutting width for most jobs, in daily use.



DELTA CRAWLER CHASSIS

The asymmetrical crawler chassis ensures maximum wrap around the sprockets. Important to prevent the tracks from jumping off.



CROSS BLADE SYSTEM

Two pendulum blades cut the vegetation and an overlying blade bar recuts and clears the mowing deck. With stainless steel mulching baffle.



Illustration shows optional LED light kit



INTUITIVE AND PRECISE CONTROL

Mow straight lines with ease and turn on the spot when needed.

VIDEO AS 990 TAHR RC



NEW! AS 990 TAHR RC: FASTER, STEEP MOWING WITHOUT TURNING!

MORE AREA PERFORMANCE – WHY IS THE NEW TAHR RC SO FAST?

INTUITIVE REMOTE CONTROL: Reduced to the essentials. Forwards / backwards, left / right and zero turn on the spot.

PRECISE HANDLING: Exceptionally driving behaviour. Fast and precise control signals without oversteering. Easy driving in straight lines.

MOWING WITHOUT TURNING: The AS 990 TAHR RC mows equally well in all directions. A major advantage on complex areas.

LOW RISK OF GETTING STUCK: Even weight distribution over the entire surface of the tracks, no ground contact with other components.

90° SLOPE ANGLE: Protruding crawler tracks make it possible to approach a steep slope at any angle.

MOWING SAFELY AND PROTECTING THE USER
Remote controlled mowers promote accident-free operation and save the user from high physical strain. At the same time, an RC mower increases the area coverage many times over. With a powerful RC-mower, you will gain time for other activities, spare your employees and motivate them.

EUROPE-WIDE SERVICE – WHO TAKES CARE OF IT?

Our AS 990 TAHR RC is available throughout Europe and in over 40 countries. Our licensed specialist dealers and importers take care of service and repairs and can guarantee you long-term availability of spare parts.



Illustration shows optional LED light kit



DIRECT SERVICE POINTS

Tool-free, quick check of the oil level and air filter.



TRACK TENSION INDICATOR

See at a glance whether the track tension is right or not. If necessary, simply retighten with a ratchet.



LASHING AND LIFTING POINTS

Solid lashing points and a central lifting point for safe loading, transport and servicing



TRIPLE EJECTION PROTECTION

Movable flaps and a double curtain protect the surroundings from thrown objects.



FOLDING COVER

The engine cover can be opened in seconds and brought into a vertical position for easy access to all units.



BRIGHT LED HEADLIGHTS

Four optional LED headlights increase the visibility of the machine. Protected installation under the bonnet.



TRANSPORTABILITY

With a weight of just 482 kg and a width of 131 cm, the AS 990 Tahr RC fits in vans and on 750 kg trailers.

VIDEO AS 990 TAHR RC



THROWN OBJECT PROTECTION

confirmed by independent testing agency:
DIN EN 17106-4:2022 Anhang A
DIN EN 12733:2019

TECHNICAL SPECIFICATIONS

Model	Cutting width	Engine	Rated power	Maximum engine power	Wheel drive, speed	Cutting height adjustment	Weight, dimensions	Item number
AS 990 TAHR RC	90 cm	B&S Professional Series 8, OHV 2-cylinder, vertical 724 cm ³	16.5 kW (22.4 hp) at 3,300 min ⁻¹	20.1 kW (27 hp) at 3,600 min ⁻¹	Hydrostatic drive on tracks, forward: 0 – 5.0 km/h backwards: 0 – 5.0 km/h	50 – 140 mm, remote controlled electric, 5 x	approx. 482kg L 152 cm, W 131 cm, H 72-80 cm	G99000101

Accessories overview see page 89

AS 1000 OVIS EVO RC: MORE RC FOR MORE COMFORT

For years many remote-controlled AS 1000 OVIS RCs have been mowing their laps on steep slopes throughout most of Europe. Its recipe for success is based first and foremost on the high cutting performance of its front flail mower, but also on the particular simplicity of its design, its easy handling and its uncomplicated maintenance. The original objective of technical and electrical simplicity has been consistently realised in the AS 1000 OVIS RC.

Based on the positive user feedback and the practical experience gained, the next development stage of the AS 1000 OVIS RC, which was planned from the outset, has now been realised. **The result is the AS 1000 OVIS EVO RC.**



The **AS 1000 OVIS EVO RC** differs from the basic model in that it has a remote-controlled, electric cutting height adjustment with indicator and a remote-controlled, electromechanical blade clutch.

THE NEW FUNCTIONS OF THE AS 1000 OVIS EVO RC:



REMOTE-CONTROLLED CUTTING HEIGHT ADJUSTMENT

The cutting height of the AS 1000 OVIS RC can be adjusted in the range of 40 - 110 mm by remote control.



ELECTRIC AKTUATORS

Two electric actuators move the cutting deck to the desired cutting height. The mowing deck is mounted on a pivoting bearing and can move upwards on ground contact.



MECHANICAL CUTTING HEIGHT INDICATOR

Simple and robust. The set cutting height can be read off in five stages via a scale on the device. Transport position is reached via hand spindle.



RC-CONTROLLED BLADE CLUTCH

An electric actuator switches the blade clutch. The advantage is that the very robust, mechanical blade clutch of the standard OVIS is retained.



BYPASS FOR BRAKES AND HYDROSTATIC

The hydrostats can be released and the brake opened via two easy-to-reach sliders. This makes freeing and towing the machine considerably easier.



SIMPLE REMOTE CONTROL = INTUITIVE CONTROL

The remote control differs from the standard OVIS only by three additional buttons/toggle switches. Controlling the machine is as simple as ever.



NEW! Optional: **X-ACT TRACK** steering assistant, see page 72

TECHNICAL SPECIFICATIONS

Model	Cutting width	Engine	Rated power	Maximum engine power	Wheel drive, speed	Cutting height adjustment	Weight, dimensions	Item number
AS 1000 OVIS EVO RC	100 cm	Vanguard Professional 3864 2-cylinder, 627 cm³	15.5 kW (21.1 hp) bei 3,600 min ⁻¹	17.2 kW (23 hp) bei 3,600 min ⁻¹	Hydrostatic drive on tracks, forward: 0 – 5.0 km/h backwards: 0 – 5.0 km/h	40 – 110 mm, variable remote controlled	approx. 428 kg L 184 cm, W 115 cm, H 69 cm	G90500102

Accessories overview see page 89



More Info:

Watch our videos on YouTube

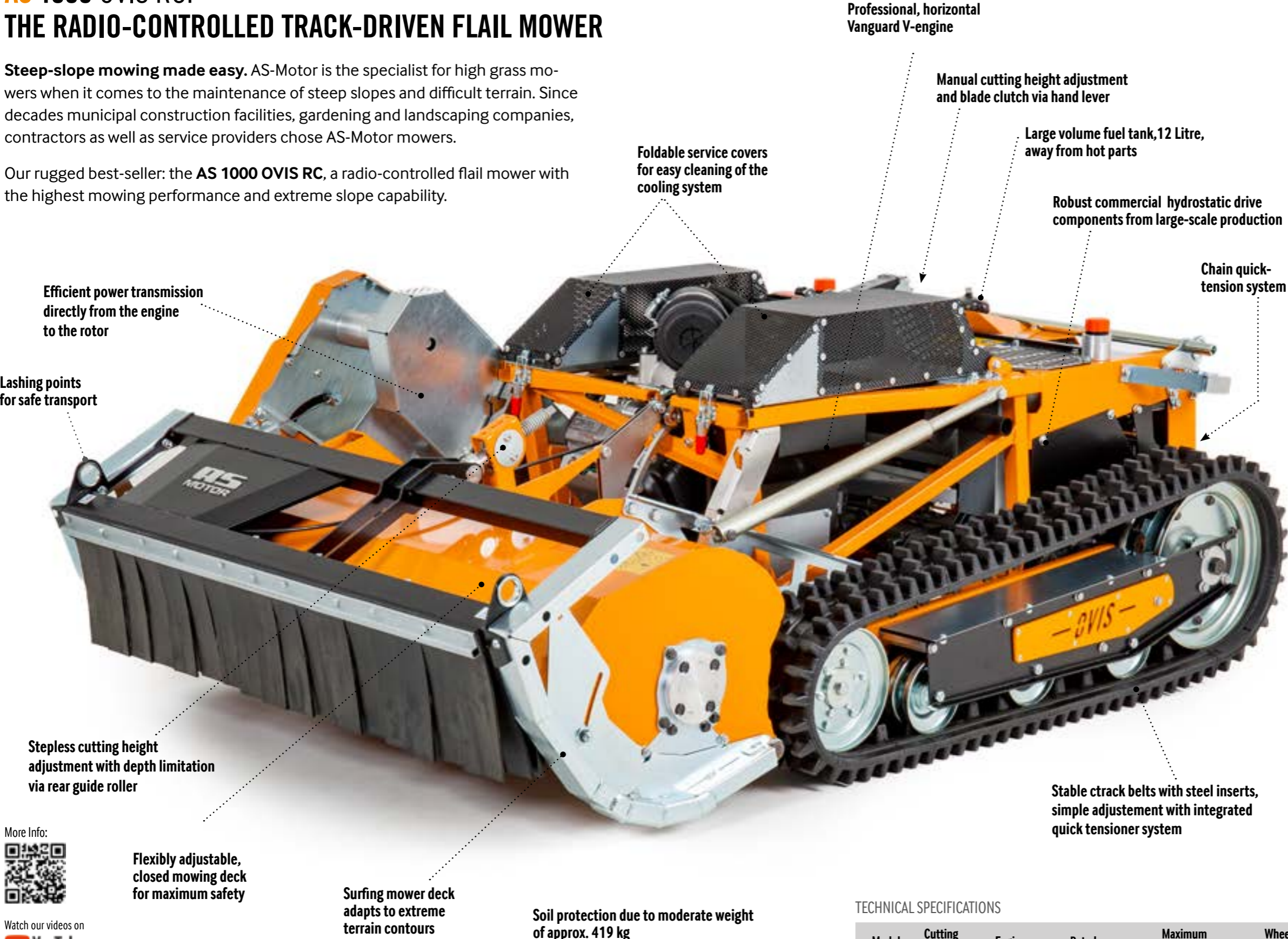


Safety against stone throw: confirmed by DLG, DIN EN 13524:2014, test report 17,00687.

AS 1000 OVIS RC:
THE RADIO-CONTROLLED TRACK-DRIVEN FLAIL MOWER

Steep-slope mowing made easy. AS-Motor is the specialist for high grass mowers when it comes to the maintenance of steep slopes and difficult terrain. Since decades municipal construction facilities, gardening and landscaping companies, contractors as well as service providers chose AS-Motor mowers.

Our rugged best-seller: the **AS 1000 OVIS RC**, a radio-controlled flail mower with the highest mowing performance and extreme slope capability.



SURFING MOWER DECK

The surfing flail mower deck adapts to uneven terrain with its large dimensional shuttle movements.

FLEXIBLE ADJUSTMENT

Rear roller, adjustable skids and a floating mowing function – the basis for adapting to all terrain conditions and secure ground clearance.

MAXIMUM TRACTION

Largely dimensioned crawler tracks with steel inserts ensure low ground pressure, ideal power transmission and the best grip on steep slopes.

EASY SERVICING

Service position for easy access to the flail mower. Precise track tensioning due to defined setting dimension. Quick access to central maintenance points and service-free rotor bearings.

ROBUST AND DURABLE

Proven Vanguard Professional engine with 23 hp maximum power. Simple, sturdy and functional design with a focus on low weight and low overall height.

COMFORTABLE HANDLING

Simple, sensitive and intuitive RC control for comfortable work from a safe distance. The automatic and mechanical parking brake provides additional safety when working on slopes.



Watch our videos on
YouTube



Safety against stone throw:
confirmed by DLG, DIN EN 13524:2014,
test report 17,00687.

TECHNICAL SPECIFICATIONS

Model	Cutting width	Engine	Rated power	Maximum engine power	Wheel drive, speed	Cutting height adjustment	Weight, dimensions	Item number
AS 1000 OVIS RC	100 cm	Vanguard Professional 3864 2-cylinder, 627 cm³	15.5 kW (21.1 hp) at 3,600 min ⁻¹	17.2 kW (23 hp) at 3,600 min ⁻¹	Hydrostatic drive on tracks, forward: 0 – 5.0 km/h backwards: 0 – 5.0 km/h	40 – 110 mm, stepless, manual	419 kg L 184 cm, W 115 cm, H 69 cm	G90500101

Accessories overview see page 89

AS 940 SHERPA 4WD RC
THE FIRST RIDE-ON MOWER WITH REMOTE CONTROL

Mow difficult terrain safely. AS-Motor's commitment to technology and innovation is evidenced in the Sherpa RC (Remote Control) – the world's first rough-terrain ride-on mower with remote control. Whether in manual or remote-controlled operation, with the new AS 940 Sherpa 4WD RC you can mow slopes, high grass and rough-terrain safely and conveniently.

REMOTE CONTROL OPERATION AND
MANUAL OPERATION ARE POSSIBLE

Professional remote control unit with max. 300 m range, depending on the terrain situation.

Main functions:

- Adjustment of the cutting height
- Engine on / off function
- Blade on / off
- Steering via remote control unit
- Differential lock
- Maximum inclination transverse to the slope – remote controlled operation 33°
- Maximum inclination transverse to the slope – ride-on operation 20°
- Safety functions
 - Engine protection function at low oil pressure
 - Emergency stop on the machine
 - Warning signal at 33° angle transverse to the slope

Steep slope compatible
17 litre tank for long range
with fuel gauge

Switchable differential lock
for maximum traction

Sturdy folding bar

High sitting comfort
thanks to the seat
suspension kit

2-cylinder B&S engine with
oil and fuel pump and oil
control

Switching lever for manual
or remote operation

XL tyres for
increased ground
clearance, filled
with AS-Motor tyre
sealant by series

All-round, tubular steel frame
with integrated lashing points

Reinforced surfing mower deck lifts
to avoid ground contact with the blades,
optional mulching kit available



MORE SAFETY

Safer work on pathless terrain, on difficult to access passages and steep slopes.



MORE COMFORT

Comfortable operation from a safe distance, without exposure to dust, noise or exhaust fumes.



MORE EFFICIENCY

Easier working on slopes, under trees and bushes, along hedges, thorns and scrub.



PROFESSIONAL REMOTE
CONTROL SYSTEM

Remote control with a range up to max. 300 m and easy, mechanical changeover to ride-on mode.



SURFING MOWER DECK

The Sherpa mower deck is designed to follow uneven ground and edges with a surfing vertical movement providing additional ground clearance and avoiding ground contact with the blades.


TECHNICAL SPECIFICATIONS

Model	Cutting width	Engine	Rated power	Maximum engine power	Wheel drive, speed	Cutting height adjustment	Weight, dimensions	Item number
AS 940 Sherpa 4WD RC	90 cm	B&S 4-stroke 2-cylinder Professional Series 8, 724 cm ³	16.5 kW (22.4 hp) at 3,300 min ⁻¹	20.1 kW (27 hp) at 3,600 min ⁻¹	Permanent all-wheel drive Hydrostat variable, forward: 0 – 6.7 km/h reverse: 0 – 6.5 km/h	central 80 – 135 mm, stufenlos	325 kg L 191 cm, W 106 cm, H 156 cm	G06900740

Accessories overview see page 89

For detailed information
visit the AS Sherpa RC microsite:





AS-MOTOR X-ACT TRACK STEERING ASSISTANCE

TURNING DOING
INTO MONITORING

NEW! AS-MOTOR X-ACT TRACK :
SIMPLY STAY ON TRACK. THE STEERING
ASSISTANT TAKES OVER.

Steering assistants and lane guidance systems have become established in agriculture and in almost every modern car. Once users have discovered automatic steering systems for themselves, nobody wants to do without them. Efficiency gain and ease of work are greater than expected.

THE ATTENTION OF THE USER. THE WEAKEST LINK IN
AREA PERFORMANCE.

Dwindling concentration noticeably reduces the area output.

RC remote-controlled machines offer considerable advantages in terms of comfort, safety and efficiency in difficult terrain. However, when working over large areas or for hours, remote control of a machine requires considerable attention and concentration from the operator. Tracking and overlapping of the cutting width becomes increasingly imprecise over time.

STEER AUTOMATICALLY WITHOUT THINKING MUCH.

Better mowing results, higher area coverage and less fatigue thanks to automation.

Save your concentration and skill for passages that are difficult to mow. For large areas with a simple or medium profile, the automatic steering system takes over the work of precise steering for you. The centimetre-precise RTK positioning enables cleanly mowed lines without loss of cutting width and unmown areas.

AS-MOTOR X-ACT TRACK IS OPTIONALLY AVAILABLE FOR:
AS 1000 OVIS EVO RC AND AS 1000 OVIS RC, (from 2. generation on)

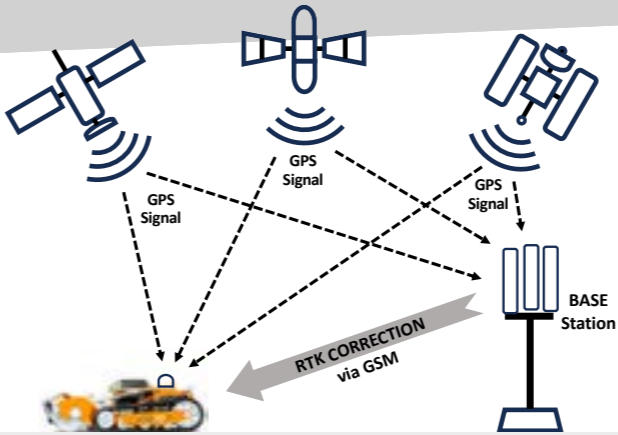
X-ACT TRACK: FROM AUTOMATION TO AUTONOMY

In the foreseeable future, fully autonomous vehicles will become established in road transport and agriculture. Until then, vehicles will be on the road with varying degrees of automation. With the help of its steering assistant, a lane-keeping system can precisely maintain a mowing path and turn independently. The user must first determine the area boundaries and monitor the work continuously for safety reasons (Operator Presence Control / OPC).



AS-MOTOR X-ACT TRACK COMPONENTS

- LED touchscreen terminal for entering and selecting the parameters of the steering assistant
- GPS/GNSS receiver with integrated computer
- Mobile GSM Internet module with integrated Multi-SIM card



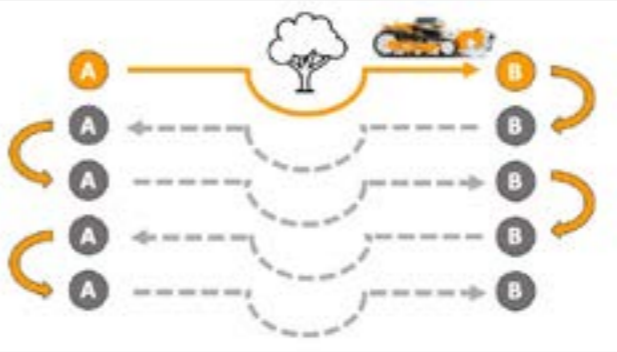
CENTIMETRE-PRECISE NAVIGATION

The inaccuracy of the GPS signal is corrected to within a few centimetres using RTK correction data from fixed base stations.



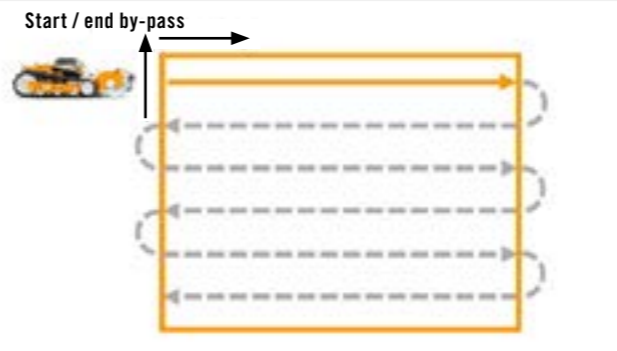
A-B LINE REPETITION:

Points A and B are saved. The entire area is divided into parallel lines and mowed seamlessly. Turning is done manually. It does not matter which line is approached next. The mowing pattern is variable in design.



A-B CURVE REPETITION:

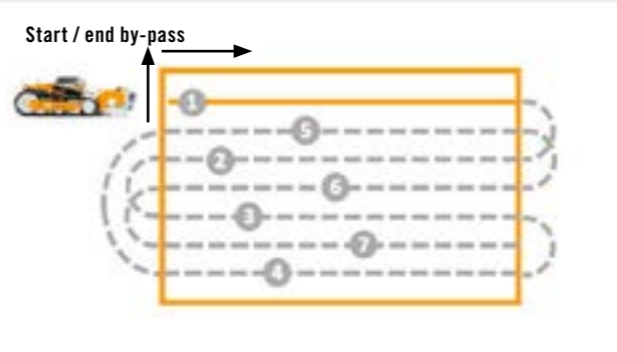
The travel distance between point A and B is saved. The travel pattern is repeated in parallel over the entire area. Turning is done manually. It does not matter which line is travelled to next. The mowing pattern is variable in design.



AUTOMATIC MOWING OF A DETERMINED AREA:

After driving around an area and the first line, the area is mowed automatically. The turning manoeuvre takes place automatically at the completed boundary line.

+ MEMORY FUNCTION: Save an area and your mowing pattern for the next mowing.



AUTOMATIC MOWING ACCORDING TO PATTERNS:

Several automatic programmes are available for the mowing pattern of a determined area. Larger turning radius protect the ground. The turning manoeuvre is performed automatically.

+ MEMORY FUNCTION: Save an area and your mowing pattern for the next mowing.

Model	Optional for	Item number
AS X-ACT TRACK	AS 1000 OVIS EVO RC and AS 1000 OVIS RC (from 2. generation on)	G90500201

AS-MOTOR WEED BRUSHES



WEED REMOVAL WITHOUT CHEMICALS

Unfortunately weeds are always in season: kerb stones, car parks or sport facilities must be cleared of the undesired growth several times per year. This affects both municipalities and private persons. Use of plant protection agents, such as glyphosate, is strictly regulated and only permitted on certain areas for good reason. Actually, it is not even necessary: an environmentally-friendly alternative to treatment with chemicals is pure mechanical elimination of weeds with our weed removers.

The AS 30, AS 60 WeedHex and AS 50 WeedHex eliminates the need for plant protection agents, removing weeds and uncontrolled growth with the patented oscillating brush system, even where heavy equipment cannot be used. The weed removers clean perfectly along kerb stone edges and walls, and remove weeds from joints and between stones. With the same efficiency, the devices ensure cleanliness on car parks and terraces with grass pavers and paving stones. They even reliably clean hard courts.

The work speed can be adapted to the soil or ground conditions. Due to their pure mechanical mode of operation, the AS 50 WeedHex and the AS 30 WeedHex can be used anywhere, even in environmentally-sensitive areas.

The AS 60 **E**WeedHex and with Lithium-battery, ideal for use in noise sensitive areas. Quiet, low-vibration and without exhaust fumes. The ideal supplement for all professional users: the AS 50 WeedHex for larger on even areas, and the AS 30 WeedHex for uneven pavements, such as cobblestones and on walls and kerb stones.

Overview of the models:

	AS 30 WeedHex140	AS 30 WeedHex160	AS 30 E WeedHex	AS 50 WeedHex	AS 50 E WeedHex	AS 60 WeedHex	AS 60 E WeedHex
Working width	35 cm (42 cm)*	35 cm (42 cm)*	35 cm (42 cm)*	50 cm	50 cm	60 cm	60 cm
Wheel drive	—	—	—	2-wheel drive, variomatic	2-wheel drive, variomatic	—	—
Brush type, series	—	—	—	2 braid brushes, steel	2 braid brushes, steel	8 brushes long, soft, steel	8 brushes long, soft, steel
Brush type, optionaln	Plate brush, nylon, Ø 35 cm Plate brush, steel, Ø 35 cm, or * brush holder for braid brushes, steel, Ø 42 cm	Plate brush, nylon, Ø 35 cm Plate brush, steel, Ø 35 cm, or * brush holder for braid brushes, steel, Ø 42 cm	Plate brush, nylon, Ø 35 cm Plate brush, steel, Ø 35 cm, or * brush holder for braid brushes, steel, Ø 42 cm	Braid brushes, standard	Braid brushes, standard	8 brushes long, soft, steel (standard) 4 brushes long, hard, Steel (can be combined with 4 standard brushes)	8 brushes long, soft, steel (standard) 4 brushes long, hard, Steel (can be combined with 4 standard brushes)
Engine/Particularities	OHV-engine, 4-stroke, 140 ccm	B&S-engine, 190 ccm, snorkel filter	AS-Motor Electric 56 V	B&S-engine, 190 ccm, Double stone throw protection, snorkel filter, collecting bag	AS-Motor Electric 56 V Double stone throw protection, snorkel filter, collecting bag	Honda GCV 200	AS-Motor Electric 56 V
Kerb stones	●	●	●	●	●	●	●
Concrete pavements	●	●	●	●	●	●	●
Lawn-grid pavement	●	●	●	●	●	●	●
Asphalted surfaces	●	●	●	●	●	●	●
Unpaved surfaces	●	●	—	—	—	—	—
Uneven surfaces	●	●	●	—	—	●	●
Alongside walls	●	●	●	●	●	●	●
Compressed snow	● (with plaid brush steel)	● (with plaid brush steel)	—	—	—	—	—

● good ● limited — not recommended

AS 30 EWeedHex

Full power, low emission. The new AS 30 E-Weed-Hex is powered by a lithium-ion battery that matches the performance of an internal combustion engine. It does the same job, just quieter, cleaner and with less vibration.

Ideal for service providers in noise-sensitive areas such as residential complexes, hospitals, nursing homes, day-care centres and office buildings.



Batteries and charger not included!



CHOOSE THE RIGHT BRUSH AND ACCESSORIES:



BRUSH HOLDER FOR BRAID BRUSHES

Quick change system, uses the same braid brushes as AS 50 WeedHex. Can be used with 3, 4 or 6 braid brushes. Brushing power: high. 5 kg. Ø 41 cm.



PLATE BRUSH, STEEL

Brush for AS 30 WeedHex, Ø 35 cm. Brushing power: very high. 4 kg. Also cleans compressed snow and ice.



PLATE BRUSH, NYLON

Nylon plate brush for sensitive surfaces. (e.g. clinker bricks, tartan tracks, natural stone, wood planks, terracotta, etc.) Brushing power: gentle. 1.5 kg.



STABILISER WHEEL

Lockable guide wheel, reduces lateral forces and allows a constant contact pressure. Optional for all AS 30 WeedHex, see accessories.

TECHNICAL SPECIFICATIONS

Accessories overview see page 87

Model	Working width	Motor	Rated Voltage	Max. Voltage	Weight, dimensions	Item number
AS 30 EWeedHex	35 cm with plate brush (42 cm with braid-brush holder)	AS-Motor Electric 56 V Lithium Ion	50.4 Volt	56 Volt	38 kg (without brush) L 157 cm, W 61 cm, H 108 -120 cm	G07300112 without brush, battery and charger

Batteries and charger see accessories.

AS 30 WeedHex

The AS 30 WeedHex is the ideal supplement to the AS 50 WeedHex for effective cleaning of uneven coverings, at narrow points, walls and kerb stones.

The reduced brush speed of only 600 rpm and the protective cloth enable safe work with minimal risk of stone impact and dust creation.

Through gear reduction by belt the torque increases by more than double. Result: clear more power on the brush, even stubborn weeds have no chance.

The wheels can be individually adjusted in height, which ensures an incline of the brush; through this measure weed removal is possible even in lower edge areas.



OPERATION

Effective cleaning, even in inaccessible areas, difficult kerbs, grooves and edges.



RANGE OF APPLICATION

Even or uneven pavements, kerbs, gravel roads, mossy surfaces, compressed snow, etc.

TECHNICAL SPECIFICATIONS

Model	Working width	Engine	Rated power	Maximum engine power	Weight, dimensions	Item number
AS 30 WeedHex 140	35 cm, standard brush (42 cm with optional braid-brush holder)	4-stroke OHV, 140 cm³	1.8 kW (2.5 hp) at 2,800 min ⁻¹	2.4 kW (3.3 hp) at 3,600 min ⁻¹	31 kg (without brush) L 160 cm, W 62 cm, H 108 -120 cm	G07300109 without brush
AS 30 WeedHex 160	35 cm, standard brush (42 cm with optional braid-brush holder)	B&S 4-stroke, 850 PXi, 190 cm³	3.2 kW (4.3 hp) at 2,800 min ⁻¹	4.1 kW (5.6 hp) at 3,600 min ⁻¹	36 kg (without brush) L 160 cm, W 62 cm, H 108 -120 cm	G07300114 without brush

Accessories overview see page 87

AS 30 WEEDHEX 160

More info:
AS 30 WeedHex 160



AS 30 WeedHex 140



WINTER SERVICES

Easily removes compressed snow and ice at bus stops, entrances and platform edges. (AS 30 WeedHex 140/160 with plate bush steel).



LIGHTWEIGHT

Weighing just 35-37 kg, and with a foldable handlebar, the AS 30 is manoeuvrable and easy to transport.

AS 60 EWeedHex

Chemical-free weed control with immediate effect

Since the ban of harmful herbicides, weed removal in urban areas has become a complex challenge for municipalities, contractors and service providers. Among the currently available thermal, electrical and mechanical control options, weed brushes are the simplest and most cost-effective way to get rid of unwanted growth. Moreover, they score points with a result that is immediately visible to residents.

Developed according to the requirements of professional service providers

- Compact design for use in confined, public spaces.
- Balanced weight distribution, easy to push and guide by hand and easy to load.
- Increased area output compared to the smaller AS 30 WeedHex.
- Suitable for flat and uneven, paved surfaces.
- 100% electric drive with lowest noise emission.
- Low risk of thrown objects due to low rpm of brush.
- Keeping the sweepings together (with optional protective cloth).

- Future-proof and common battery system from EGO-Power+.
- Long runtime with 2x12 Ah 56V EGO-batteries

Weed removal – the ideal application for battery-powered equipment

Weed brushes are used almost exclusively in residential areas and urban spaces. If not here, where else, low noise and exhaust emissions are particularly important. The AS-Motor weed removers with AS-Electric 56V battery drive offers the best values here: Zero exhaust gas and whisper-quiet operation.

The power and torque of an electric motor can be used optimally here. At the push of a button, the AS-Electric motor delivers performance values like a conventional 200 cm³ 4-stroke combustion engine.

The question of whether a battery-powered device is as good as a comparable “combustion engine” model is easily answered in this application: **NO, IT IS BETTER!**



Easy edge finishing due to inclination



Large wheels with ball bearings



Before



Deposit in swaths, easy removal



After ten minutes



TECHNICAL SPECIFICATIONS

Model	Working width	Engine	Rated Voltage	Max. Voltage	Wheel drive	Weight, dimensions	Item number
AS 60 EWeedHex	60 cm	AS-Motor Electric 56 V Lithium Ion	50.4 Volt	56 Volt	—	56 kg (w/o batteries) L 178 cm, W 61 cm, H 112 cm	G07300115 (with 8 brushes, w/o batteries and charger)

Model	Working width	Engine	Rated power	Maximum engine power	Wheel drive	Weight, dimensions	Item number
AS 60 WeedHex	60 cm	Honda GCVx 200 cm³	2.8 kW (3.8 hp) at 3,000 min⁻¹	4.2 kW (5.6 hp) at 3,600 min⁻¹	—	60 kg L 178 cm, W 61 cm, H 112 cm	G07300116 with 8 brushes

Accessories overview see page 87

AS 50 EWeedHex

Minimising manual labour – the AS 50 WeedHex efficiently removes weeds from joints between cobble stones.

Wherever you work, the double stone guard provides maximum protection, while minimising noise exposure.

Due to the purely mechanical brush system, the WeedHex can also be used in environmentally sensitive areas. Through adjustable working speed, the cleaning of kerbs or driving along walls of buildings is not a problem.

By using the collecting bag, no subsequent sweeping is required.



DPLF-certified



AS-MOTOR
ELECTRIC



More info:



Watch our videos on
YouTube

TECHNICAL SPECIFICATIONS

Accessories overview see page 87

Model	Working width	Engine	Rated Voltage	Max. Voltage	Wheel drive, speed	Weight, dimensions	Item number
AS 50 EWeedHex	50 cm	AS-Motor Electric 56V Lithium Ion	50.4 Volt	56 Volt	Variomatic 1.2 – 2.5 km/h Rear-Wheel drive	ap. 69 kg (w/o batteries) L 192 cm, B 61 cm, H 99cm	G07300113 without batteries and charger

Batteries, charger and holder for back pack battery see accessories.

Model	Working width	Engine	Rated power	Maximum engine power	Wheel drive, speed	Weight, dimensions	Item number
AS 50 WeedHex	50 cm	B&S 4-stroke, 850 PXi, 190 cm³	3.2 kW (4.3 hp) at 2,800 min ⁻¹	4.1 kW (5.6 hp) at 3,600 min ⁻¹	Variomatic variable, 1.6 – 2.5 km/h Rear-Wheel drive	68 kg L 192 cm, W 61 cm, H 99 cm	G07300104



OPERATION

The patented pendulum brush system adjusts to the surface. The centrifugal force regulates the pressure of the brush.



STONE GUARD

The double stone guard protects against stone impact.



DRIVE

Rear-wheel drive with variable speed (variomatic). Swivel front wheel for easy steering around obstacles.



COLLECTING BAG

Weeds, wild growth, sand and small stones are immediately caught by the bag. No annoying sweeping necessary.



RANGE OF APPLICATION 1:
KERB SIDE CLEANING

Perfect cleaning of kerb sides by working close to edge or along walls.



RANGE OF APPLICATION 2:
PAVEMENTS

Perfect for cleaning all kinds of even pavements.



RANGE OF APPLICATION 3:
LAWN-GRID PAVEMENTS

Removes weeds without taking out soil from the grid-stones.

MULCHING MOWERS							
AS ACCESSORIES	AS 420 EProClip	AS 510 EProClip A	AS 420 ProClip 4T	AS 510 ProClip 4T A	AS 510 ProClip 2T ES A	AS 510 2in1 ProClip 4T A	AS 510 2in1 ProClip 2T ES A
Operating hour meter (order by spare parts)			G06927008	G06927008	G06927008	G06927008	G06927008
Inclinometer (order by spare parts)	G06950027	G06950027	G06950027	G06950027	G06950027	G06950027	G06950027
Front and side protection		G51080002		G51080002	G51080002	G51080002	G51080002
5-litre fuel tank				G51080001	in series	G51080001	in series
AS 2-stroke-oil „Titan 2T Ultra“ for mixture 1:100 (recommended for all AS 2-stroke engines)					10x100 ml G00041056 40 x 100 ml G00041058 1 Liter G00041042		10x100 ml G00041056 40 x 100 ml G00041058 1 Liter G00041042
EGO Li-Ion battery BA6720T, 56 V, 12 Ah BA5600T, 56 V, 10 Ah BAX1500, 56 V, 28 Ah	G01299006 G01299001 G01299003	G01299006 G01299001 G01299003					
EGO rapid charger CH5500E for handheld batteries CHX5500E for back pack batteries CHX7000E for handheld batteries	G01299002 G01299011	G01299002 G01299004 G01299011					
Multi-Port charging case CHU6000 for six batteries	G01299009	G01299009					
Base carrier for EGO back pack battery		G01299005					
Adapter for base carrier EGO back pack battery		G51099001					

PROFESSIONAL LAWN MOWERS					
AS ACCESSORIES	AS 531 EProCut B	AS 531 4T MK	AS 531 4T MK B	AS 531 2T ES MK B	AS 53 2T ES 4WD RB
Twin wheels (Set for one axis)					G06321009
Collecting bag for side discharge					G04324000
Operating hour meter (order by spare parts)		G06927008	G06927008	G06927008	G06927008
Rear axle brake (lockable)					in series
Hand guard set (plastic)					G06380070
Inclinometer (order by spare parts)	G06950027	G06950027	G06950027	G06950027	G06950027
Mulching kit (max. grass height 20 cm)	in series	in series	in series	in series	G04323005
AS 2-stroke-oil „Titan 2T Ultra“ for mixture 1:100 (recommended for all AS 2-stroke engines)				10 x100 ml G00041056 40x100 ml G00041058 1 Liter G00041042	10 x100 ml G00041056 40x100 ml G00041058 1 Liter G00041042
EGO Li-Ion battery BA6720T, 56 V, 12 Ah BA5600T, 56 V, 10 Ah BAX1500, 56 V, 28 Ah	G01299006 G01299001 G01299003				
EGO rapid charger CH5500E for handheld batteries CHX5500E for back pack batteries CHX7000E for handheld batteries	G01299002 G01299004 G01299011				
Multi-Port charging case CHU6000 for six batteries	G01299009				
Base carrier for EGO back pack battery	G01299005				
Adapter for base carrier EGO back pack battery	G53199001				

ALLMÄHER®					
AS ACCESSORIES	AS 21 EAllmäher	AS 21 4T B&S	AS 21 4T Comfort	AS 21 2T ES	AS 26 2T ES
Twin wheels	not recommended	not recommended	not recommended	G06321009	G06321009
Climbing aid	not recommended	not recommended	not recommended	G06321029	G06321029
Tubeless wheels (order by spare parts)					
Operating hour meter (order by spare parts)		G06927008	G06927008	G06927008	G06927008
Rear axle brake (lockable)	G06334027	G06334027	G06334027	G06334027	G06334027
Hand guard set (plastic)	G06380070	G06380070	G06380070	G06380070	G06380070
Inclinometer (order by spare parts)	G06950027	G06950027	G06950027	G06950027	G06950027
Special blade for sandy areas (order by spare parts)	G06023005	G06023005	G06023005	G06023005	G06323003
AS 2-stroke-oil „Titan 2T Ultra“ for mixture 1:100 (recommended for all AS 2-stroke engines)				10 x100 ml G00041056 40x100 ml G00041058 1 Liter G00041042	10 x100 ml G00041056 40x100 ml G00041058 1 Liter G00041042
EGO Li-Ion battery BA6720T, 56 V, 12 Ah BA5600T, 56 V, 10 Ah BAX1500, 56 V, 28 Ah	G01299006 G01299001 G01299003				
EGO rapid charger CH5500E for handheld batteries CHX5500E for back pack batteries CHX7000E for handheld batteries	G01299002 G01299004 G01299011				
Multi-Port charging case CHU6000 for six batteries	G01299009				
Base carrier for EGO back pack battery	G01299005				
Adapter for base carrier EGO back pack battery	G06199001				

ALLMÄHER®								
AS ACCESSORIES	AS 62 EAllmäher	AS 63 EAllmäher	AS 62 4T B&S	AS 63 4T B&S	AS 63 2T ES	AS 65 2T ES	AS 65 4T B&S	AS 73 4T B&S
Branch deflector						G06726021	G06726021	G06726021
Twin wheels tubular (two complete wheels)		G60021011		G60021011 (not recommended)	G60021011	G06521000	G06521000	G06521000 (2 sets obligatory)
Operating hour meter (order by spare parts)			G06927008	G06927008	G06927008	G06927008	G06927008	G06927008
Hand guard set (steel)						G06780309	G06780309	G06780309
Inclinometer (order by spare parts)	G06950027	G06950027	G06950027	G06950027	G06950027	G06950027	G06950027	G06950027
Electric starter							G06727305 (from serial nr. 021313050001)	G06727305 (from serial nr. 014613050001)
Steel wheels with wheel hub (kit)						G06780016	G06780016	
Tubeless wheel (order by spare parts)						Right: G06921018 Left: G06921017	Right: G06921018 Left: G06921017	
Low pressure tyres (two complete wheels)						G06721006	G06721006	in series
Snorkel filter (including filter housing / stage V engines)					G60005003 (from serial nr. 034619070001)	G06705002 (from serial nr. 035219010001)		
Mulching kit	G60026026	G60026026	G60026026	G60026026	G60026026			
Insect scare device (without adapter)	G60099004	G60099004	G60099004	G60099004	G60099004			
Adapter for insect scare device	G60099005	G60099005	G60099005	G60099005	G60099005			
AS 2-stroke-oil „Titan 2T Ultra“ for mixture 1:100 (recommended for all AS 2-stroke engines)					10 x100 ml G00041056 40 x 100 ml G00041058 1 Liter G00041042	10 x100 ml G00041056 40 x 100 ml G00041058 1 Liter G00041042		
Tyre sealant „Plattfuss-Stop“ * 950 ml bottle		G00041068 (sufficient for both tyres)		G00041068 (sufficient for both tyres)	G00041068 (sufficient for both tyres)	G00041068 (sufficient for both tyres)	G00041068 (sufficient for both tyres)	G00041068 (sufficient for both tyres)
Tyre sealant „Plattfuss-Stop“ 20 liters bucket <small>* See filling quantities: as-motor.com/product/liquide-tyre-sealant</small>		G00041069		G00041069	G00041069	G00041069	G00041069	G00041069
Pump for 20 liters bucket Tyre sealant „Plattfuss-Stop“		G00041070		G00041070	G00041070	G00041070	G00041070	G00041070
EGO Li-Ion battery BA6720T, 56 V, 12 Ah BA5600T, 56 V, 10 Ah BAX1500, 56 V, 28 Ah	G01299006 G01299001 G01299003	G01299006 G01299001 G01299003						
EGO rapid charger CH5500E for handheld batteries CHX5500E for back pack batteries CHX7000E for handheld batteries	G01299002 G01299004 G01299011	G01299002 G01299004 G01299011						
Multi-Port charging case CHU6000 for six batteries	G01299009	G01299009						
Base carrier for EGO back pack battery	G01299005	G01299005						
Adapter for base carrier EGO back pack battery	G60099001	G60099001						

AS ACCESSORIES	FLAIL MOWERS		DRUM MOWERS	WEED REMOVERS					
	AS 701 SM	AS 901 SM	AS 585 EKM AS 585 KM AS 700 KM	AS 30 EWeedHex	AS 50 EWeedHex	AS 60 EWeedHex	AS 30 WeedHex 140/160	AS 50 WeedHex	AS 60 WeedHex
Twin wheels	G06521000 (exceeds cutting width)	in series							
Low pressure tyres	G06721006 (replaces original tyres)								
Tubeless wheel (order by spare parts)	Right: G06921018 Left: G06921017	Right: G06921018 Left: G06921017							
Operating hour meter (order by spare parts)	in series	in series	G06927008				G06927008	G06927008	G06927008
Hand guard set (steel)	G06780309	G06780309							
Inclinometer (order by spare parts)	G06950027	G06950027	G06950027						
Steel wheels with wheel hub	G06780016 (exceeds cutting width)	G06780016 (replaces outside wheels)							
Stabiliser wheel				G07399001 AS 30 E-Weed- Hex from s-nr. 033219030001			G07399001 AS 30 140 from s-nr. 028719080001 AS 30 160 from s-nr. 02991904001		
Adjustable protective cloth						G07399003			G07399003
Insect scare device (without adapter)	G60099004	G60099004							
Adapter for insect scare device	G60099005	G60099005							
Brush holder Ø 42 cm (without braid brushes)				G07381001			G07381001		
Braid brush steel				10 pieces G07380012 50 pieces G07380013 100 pieces G07380014	10 pieces G07380012 50 pieces G07380013 100 pieces G07380014	8 pieces soft, long (standard) G07399002 4 pieces hard, long G07399004	10 pieces G07380012 50 pieces G07380013 100 pieces G07380014	10 pieces G07380012 50 pieces G07380013 100 pieces G07380014	8 pieces soft, long (standard) G07399002 4 pieces hard, long G07399004
Plate brush steel Ø 35 cm				G07323029			G07323029		
Plate brush nylon Ø 35 cm for sensitive surfaces				G07352038			G07352038		
Tyre sealant „Plattfuss-Stop“ * 950 ml bottle	G00041068 (sufficient for both tyres)	G00041068 (sufficient for 2 tyres)	G00041068 (sufficient for both tyres)			G00041068 (sufficient for both tyres)			G00041068 (sufficient for both tyres)
Tyre sealant „Plattfuss-Stop“ 20 liters bucket <small>* See filling quantities: as-motor.com/product/liquide-tyre-sealant</small>	G00041069	G00041069	G00041069			G00041069			G00041069
Pump for 20 liters bucket Tyre sealant „Plattfuss-Stop“	G00041070	G00041070	G00041070			G00041070			G00041070
EGO Li-Ion battery BA6720T, 56 V, 12 Ah BA5600T, 56 V, 10 Ah			G01299006 G01299001	G01299006 G01299001	G01299006 G01299001	G01299006 G01299001			
Multi-Port charging case CHU6000 for six batteries			G01299009	G01299009	G01299009	G01299009			
EGO rapid charger CHX5500E for back pack batteries CHX7000E for handheld batteries			G01299002 G01299011	G01299002 G01299011	G01299002 G01299011	G01299002 G01299011			

AS ACCESSORIES	IMPLEMENT CARRIER	RIDE-ON MOWERS					
	AS 600 MultiPro	AS 799 Rider	AS 800 FreeRider	AS 900 Enduro from serial-no. 0335 18 XX 0001	AS 915 Sherpa 2WD	NEW! AS 920 E-Sherpa 2WD	AS 920 Sherpa 2WD
Side protection guard ESM cutter-bar	G90999102						
Trailer without hitch, gross load weight 100 kg		G06800003	G06800003	G06800003	G06800003	G06800003	G06800003
Trailer hitch		G06800004	G06800004	G06600005	G06900002	G06900003	G06900002
Snow blade without adapters	see attachments page 47	G06837006	G06837006	G06837006	G06837006	G06837006	G06837006
Adapter and operating elements for snow blade		G06837017	G06837017	G06637011 (ab Serien-Nr. 0335 18 XX 0001)	G06937014	G06937014	G06937014
Snow chains rear		G06837015	G06837015	G06637013	G06937003	G06937003	G06937003
Seat suspension kit		G06800103 (from serial-no. 0301 17 10 0001)	G06800103 (from serial-no. 0300 17 10 0001)	G06600103 (from serial-no. 0335 18 XX 0001)	G06900204	in series	in series
Insect scare device (without adapter)					G60099004	G60099004	G60099004
Adapter for insect scare device					G06999005	G06999005	G06999005
Twin wheels kit	G90999101						
Operating hour meter (order by spare parts)	in series	G06927008	G06927008	in series	G06927008	in series	in series
Inclinometer (order by spare parts)	G06950027	G06950027	G06950027	G06950027	G06950027	G06950027	G06950027
Steering wheel knob Read safety instructions, not recommended in uneven terrain.		G06980011 (from serial-no. 0301 17 10 0001)	G06980011 (from serial-no. 0300 17 10 0001)	G06980011 (from serial-no. 0335 18 XX 0001)	G06980011	G06980011	G06980011
Mulching kit (max. grass height 50 cm)					G06926034	G06926034	G06926034
Blade spacer replaces upper mulching blade					G06950065	G06950065	G06950065
LED headlights 2 pieces, with mount, switch and cable							G06999002
Tyre sealant „Plattfuss-Stop“ * 950 ml bottle	G00041068 (sufficient for 2 tyres)	G00041068 (sufficient for 2 front or 1 rear tyre)	G00041068 (sufficient for 2 front or 1 rear tyre)	G00041068 (sufficient for 2 front or 1 rear tyre)	G00041068 (sufficient for 2 front or 1 rear tyre)	G00041068 (sufficient for 2 front or 1 rear tyre)	G00041068 (sufficient for 2 front or 1 rear tyre)
Tyre sealant „Plattfuss-Stop“ 20 liters bucket <small>* See filling quantities: as-motor.com/product/liquide-tyre-sealant</small>	G00041069	G00041069	G00041069	G00041069	G00041069	G00041069	G00041069
Pump for 20 liters bucket Tyre sealant „Plattfuss-Stop“	G00041070	G00041070	G00041070	G00041070	G00041070	G00041070	G00041070
Akku-Pack FUSIONCORE 56V 4kWh						4 pieces: G10199007 2 pieces: G10199005 1 piece: 89700100	
Mobile charger FUSIONCORE						without batteries: G89700300 with 2 batteries: G10199006 with 4 batteries: G10199004	

AS ACCESSORIES	RIDE-ON MOWERS					REMOTE CONTROLLED MOWERS		
	AS 940 Sherpa 4WD	AS 940 Sherpa 4WD XL	AS 1040 YAK 4WD	AS 1040 YAK 4WD XL	AS 940 Sherpa 4WD RC	NEW! AS 990 TAHR RC	AS 1000 OVIS RC	AS 1000 OVIS EVO RC
Trailer without hitch, gross load weight 100 kg	G06800003	G06800003	G06800003	G06800003	G06800003			
Trailer hitch	G06900002	G06900002	G90400102	G90400102	G06900002			
Operating hour meter (order by spare parts)	in series	in series	in series	in series	in series	in series	in series	in series
Snow blade without adapters	G06837006	G06837006	G06837006		G06837006			
Adapter and operating elements for snow blade	G06937014	G06937014	G90499002		G06937014			
Snow chains front	G06937005							
Snow chains rear	G06937003							
Seat suspension kit	in series	in series	in series	in series	in series			
Standard wheel kit AS 940 4WD (Set front/rear)		G06999001			G06999001			
XL wheel kit (Set front/rear)	G06921014	in series	G90499005		in series			
Tubeless front wheel (order by spareparts)		Right: G06921018 Left: G06921017		in series	in series			
Grass-winding protection kit front axle	G06999004	G06999003	in series	G06999003	G06999003			
Insect scare device (without adapter)	G60099004	G60099004	G60099004	G60099004	G60099004	G60099004	G60099004	G60099004
Adapter for insect scare device	G06999005	G06999005	G06999005	G06999005	G06999005	G99099002	G90599001	G90599001
Mulching kit (max. grass height 50 cm)	G06926034	G06926034			G06926034			
Hammer flail kit			G90499004	G90499004			G90499004	G90499004
Inclinometer (order by spare parts)	G06950027	G06950027	G06950027	G06950027	in series	in series, electronically	in series, electronically	in series, electronically
Steering wheel knob Read safety instructions, not recommended in uneven terrain.	G06980011	G06980011	G06980011	G06980011	G06980011			
Blade spacer replaces upper mulching blade	G06950065	G06950065			G06950065	G06950065		
LED headlights 2 pieces, with mount, switch and cable	G06999002	G06999002			not recommended			
LED light kit, 4 pieces						G99099001		
X-ACT TRACK Steering assistant							G90500201 from 2. generation on	G90500201
Transport box kit			G90499003	G90499003				
Tyre sealant „Plattfuss-Stop“* 950 ml bottle	G00041068 filled by series	G00041068 filled by series	G00041068 filled by series	G00041068 filled by series	G00041068 filled by series			
Tyre sealant „Plattfuss-Stop“ 20 liters bucket <small>* See filling quantities: as-motor.com/product/liquide-tyre-sealant</small>	G00041069	G00041069	G00041069	G00041069	G00041069			
Pump for 20 liters bucket Tyre sealant „Plattfuss-Stop“	G00041070	G00041070	G00041070	G00041070	G00041070			

Mulching Lawn Mowers
Professional Lawn Mowers
Allmäher®
Flail Mowers
Drum Mowers
Implement Carrier and Attachments
Ride-on Mowers
Radio Controlled Mowers
Weed Removers
Accessories



TWIN WHEELS

Available for AS 21, AS 26, AS 53, for improved traction. (complete kit).



CLIMBING AID

For AS 21 2T ES and AS 26 2T ES. Improves traction even during work transverse to the slope. (complete kit).



TWIN WHEELS

Ideal for AS 63 2T ES when used on slopes. (complete kit).



LOW-PRESSURE WHEELS

Better traction on loose ground. Larger contact area preserves the soil. For AS 65 and 701 SM.



TWIN WHEELS

One pair of tube wheels (1x2) with fixed hub for additional fitting on AS 65, AS 600 MultiPro, AS 701 SM.



XL WHEEL KIT SHERPA

For AS 940 Sherpa 4WD. Wheel kit with track extension for 30 mm more ground clearance. Size front: 4.80/4.00-8 rear: 20x10.00-8 (not for AS 915 and AS 920 Sherpa, w/o tyre sealant).



STANDARD WHEEL KIT

For AS Sherpa 4WD XL and RC. Tubeless ATV wheel, low pressure. Perfect for the use of tyre sealant "Plattfuss-Stop". Size front: 15x5.00-6 rear: 18x9.50-8.



XL WHEEL KIT YAK

For AS 1040 YAK 4WD. Wheel kit for 30 mm more ground clearance. Size front: 4.80/4.00-8 rear: 20x10.00-8. ATV-profile. (w/o tyre sealant).



TUBELESS WHEEL

For high puncture safety in additional use of tyre sealant "Plattfuss-Stop". For AS 28, AS 65, AS 701, AS 901, AS 940 Sherpa 4WD XL and AS 940 Sherpa 4WD RC.



GRASS-WINDING GUARD

Avoids tangling of long and thin grass in between wheel and front axle. For AS 940 Sherpa 4WD/XL/RC and YAK XL.



STEEL WHEELS

Improves traction even during work transverse to the slope. Steel wheel for AS 65, AS 701, and AS 901. Replaces outside wheels on AS 901 SM.



SNOW CHAINS

Snow chains for the rear drive axle on the AS 799/800/900 and all Sherpas except XL and RC.



STABILISER WHEEL

Lockable guide wheel for all AS 30 WeedHex. Reduces lateral forces and allows a more constant contact pressure.



TRAILER

External dimensions L/W/H in cm: 154/85/50. Load floor L/W/H in cm: 107/60/27. Weight: 31 kg. Total weight: 100 kg. Rear flap removable.



TRAILER HITCH AS 799 / AS 800

For connecting the AS trailer with the AS 799 Rider or AS 800 Freerider. Max. tensile load: 100 kg, max. drawbar load: 25 kg.



5 LITRE FUEL TANK

The 5 litre fuel tank available for AS 510 4T, increases the range.



BRANCH DEFLECTOR

Careful mowing among trees and in plantations. Available for AS 65 and AS 73. Additional width in total: 11 cm.



STEERING KNOB

Facilitates one-handed steering and manoeuvring. Follow safety instructions.



SNOW BLADE

For all AS-Motor ride-on-mowers except AS 1040 YAK XL. Adjustable on both sides. W: 1,107 mm. H: 348 mm.



TRAILER HITCH AS SHERPA / AS YAK

For connecting the AS trailer with all Sherpas and YAKs. Max. tensile load: 100 kg, max. drawbar load: 25 kg.



TRAILER HITCH AS 900

For connecting the AS trailer with the AS 900 Enduro. Max. tensile load: 100 kg, max. drawbar load: 25 kg.



SIDE COLLECTING BAG

For AS 53 2T ES 4WD/RB.



FRONT AND SIDE PROTECTION

Protects front wheels and machine sides from impacts. For all AS 510, even 2in1 models.



INCLINOMETER

Always in sight. Simply attaches to the fuel tank of ride-on mowers.



OPERATING HOUR METER

Optional for all devices except electric machines. Shows engine rpm and operating hours.



SNORKEL FILTER

For AS 63 2T ES and AS 65 2T ES when using the machines in dusty terrain. Incl. filter housing at stage V engines. Please note the serial number hints.



HAND PROTECTION

Effective protection against thorns and tendrils. For AS 53, AS 21, AS 26 and AS 28.



HANDGUARD SET, STEEL

For AS 65, AS 73, AS 701, AS 901.



REAR WHEEL BRAKE

Parking- and safety brake, for AS 21, AS 26, and AS 53 2T ES 4WD.



MULCHING KIT AS SHERPA

Improves the cutting pattern and ensures a more uniform grass placement at grass heights of up to max. 40 cm. Suitable for all AS Sherpa ride-on mowers.



MULCHING KIT AS 62 & AS 63

For closure of the rear discharge and a good mulching result. Improves the cutting pattern for grass heights up to max. 30 cm.



SAND BLADE

Special blade of hardened steel. Reduced wear on sandy ground. Suitable for AS 21 2T, AS 26, AS 28.



BLADE SPACER

Spacer for replacing the upper mulching blade on all Sherpas. Advantageous in fibrous vegetation or for higher mowing speed in dense vegetation.



HAMMER FLAIL KIT

For AS YAK and OVIS (not for AS 701 and 901).



SEAT SUSPENSION KIT AS 915 SHERPA 2WD

Adjustable from 60 -120 kg. Retrofit kit for AS 915 Sherpa 2WD.



SEAT SUSPENSION KIT AS 799, 800, 900

Adjustable from 60 -120 kg. For AS 799 and AS 800 and 900.



BRAID BRUSH STEEL, LONG

For AS 60 EWeedHex, - 8 brushes, soft, long, (standard). - 4 brushes, hard, long, for use in combination with 4 standard brushes for stronger cleaning effect



ADJUSTABLE PROTECTIVE CLOTH

For AS 60 EWeedHex, adjustable to the side and in height, 180° swivel arm. Keeps dirt and dust in a straight line.



BRAID BRUSH, STEEL

For AS 50 WeedHex and AS 30 in conjunction with the brush holder. AS 50: 2 pieces per machine, AS 30: 3, 4 or 6 pieces per machine.



BRUSH HOLDER

For AS 30 WeedHex, allows the use of 3, 4 or 6 braid brushes. Working width 42 cm. Simple quick change system. Cutting force: high.



PLATE BRUSH, STEEL

Brush for AS 30 WeedHex, Ø 35 cm. Brushing force: very high.



PLATE BRUSH, NYLON

For AS 30 WeedHex, designed for use on sensitive surfaces. Ø 35 cm. Brushing force: gentle.



TYRE SEALANT "PLATTFUSS-STOP" 950 ml

Seals promptly on and off punctures in all pneumatic tyres and stops creeping pressure loss. Reduces downtime due to flat tyres.



TYRE SEALANT "PLATTFUSS-STOP" 20L

Seals promptly on and off punctures in all pneumatic tyres and stops creeping pressure loss. Reduces downtime due to flat tyres.



PUMP FOR TYRE SEALANT "PLATTFUSS-STOP" 20L

High quality metering pump for tyre sealant bucket 20 litre "Plattfuss-Stop".



AS 2-STROKE-OIL "TITAN 2T ULTRA"

Enables an environmentally gentle and optimal mixing ratio of 1:100. Recommended for all AS 2-stroke engines.



INSECT-SCARE DEVICE

Scares off insects and small animals in front of the machine. With respective adapters suitable for AS 62/63, AS 701/901, AS Sherpa, AS YAK and AS OVIS. Adjustable and foldable w/o tool.



TRANSPORT BOX KIT

Compact transport box for installation behind the driver's seat — suitable for all YAK models.



ELECTRIC STARTER

For convenient starting. With ignition key. Can be retrofitted for AS 65 4T B&S, AS 73.



LED-HEADLIGHTS

Two high power 18W LED headlights, with mount, switch and cable. For all Sherpa models except AS 915 Sherpa 2WD and AS 940 Sherpa 4WD RC.



EGO Li-ION BATTERY

Li-Ion battery 10 Ah/560 Wh or 12 Ah/672 Wh. Compatible with all AS-Motor Electric machines and EGO machines. 2-year professional warranty. 3.5/3.9 kg.



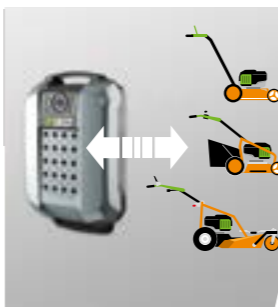
EGO Li-ION BACK PACK BATTERY

BAX1500 56V 28 Ah for long autonomy. Compatible with AS-Motor Electric devices AS 510, AS 531, AS 21, AS 62 and AS 63 as well as EGO devices. 3-year professional guarantee.



BASE CARRIER FOR EGO BACK PACK BATTERIE

For optional use of the EGO back-pack battery on AS 510 E-ProClip A, AS 531 E-ProCut B, AS 21, AS 62 and AS 63 E-Allmäher.



ADAPTER FOR BASE CARRIER EGO BACK PACK BATTERIE

Machine specific adapter for base carrier EGO backpack battery. In addition to base carrier.



EGO RAPID CHARGER

CH5500E Quick Charger for all portable EGO batteries. Charging time:
10 Ah, 560 Wh: 70 min.
12 Ah, 672 Wh: 84 min.



EGO RAPID CHARGER 700 W

CH7000E Quick Charger for all portable EGO batteries. 720 W. Charging time:
10 Ah, 560 Wh: 60 min.
12 Ah, 672 Wh: 74 min.



EGO RAPID CHARGER

CHX5500E Quick Charger for EGO backpack battery. Charging time 28 Ah, 1568 Wh: 210 min.



MULTI-PORT CHARGING CASE CHU6000-K0004

Simultaneous charging of up to six hand batteries 10 or 12 Ah. Charging time: 3 hours for 6x 10 Ah. Meets load securing requirements during transport. 1600 W power supply included.



NEW!

INTERCHANGEABLE BATTERIES AND MOBILE CHARGER

Battery packs 56 V 4 kWh and mobile charging station for charging and safe transport of additional batteries outside the machine. Also available as a set with 2 batteries.



NEW!

LED LIGHTING KIT

4 LED spotlights for installation under the hood of AS 990 TAHR RC, remote-controlled.

AS-MOTOR WARRANTY

Our machines are designed to be robust and durable, which is why we're happy to offer a manufacturer warranty that extends beyond your standard warranty.

If you purchased your AS-Motor product less than 30 days ago, please register your new machine at:

register.ariensco.com/productregistration

... and benefit from an up to 3-year warranty!

The warranty extension is equally valid for private and professional users. Batteries and chargers are excluded from the warranty extension. The current warranty conditions of AriensCo GmbH, Bühlertann, Germany apply.



Up to 3 years warranty, depending on the area of use

AS-MOTOR SUSTAINABILITY

At AS-Motor, sustainability and environmental awareness are more than merely marginal topics that only affect packaging material and transport routes. At AS-Motor, real sustainability starts with that which is most essential – namely the product.

First and foremost, this is evident in the long service life of the machines, high value retention of used devices, long-term spare parts supply and the nationwide service network.



AS-MOTOR LEASING

Machine leasing - flexible, plannable, economical

Would you like to modernise or expand your machinery without making a high initial investment? Commercial machine leasing offers you a flexible and calculable solution. Benefit from state-of-the-art technology, attractive leasing rates and customised contracts - tailored to your needs. This keeps you financially flexible and always at the cutting edge of technology.

Talk to us - we will be happy to help you.



ALL TERRAIN MOWERS
MADE IN GERMANY

AS
MOTOR

AriensCo GmbH

Ellwanger Straße 15
74424 Buehlertann
Germany

Phone +49 (0)7973 / 9123-0
info-eu@ariensco.com
www.as-motor.com

ARIENS | **CO**
EST. 1933

New products, detailed information, application areas, operating instructions, videos, find a dealer and much more at: www.as-motor.com

View our videos at:
youtube.com/@qasmotor_int

Your authorised AS-Motor dealer:



Subject to changes and errors. No claims can be derived from information or illustrations. With the publication of this catalogue, all previous catalogues lose their validity.

W11000100